

Alaska Salmon Forecast & In-Season Harvest Update - 2018

(Figures Shown in Thousands of Fish)

Catch As Of: 6/12/18

Fishing Region	Sockeye		Chinook		Coho		Pink		Keta	
	2017 Harvest	2018 Forecast	2017 Harvest	2018 Forecast	2017 Harvest	2018 Forecast	2016 Harvest	2018 Forecast	2017 Harvest	2018 Forecast
Arctic-Yukon-Kuskokwim <i>YTD Catch</i>	3	4 0	0	4 0	330	320 0	336	50 0	1,672	3,475 3
Kodiak <i>YTD Catch</i>	2,477	2,611 21	7	13 0	366	400 0	3,200	8,700 0	1,891	1,017 3
Chignik <i>YTD Catch</i>	895	834 0	4	9 0	227	114 0	141	702 0	609	208 0
Alaska Peninsula & Aleutian Is. <i>YTD Catch</i>	7,078	5,069 96	14	20 1	355	333 0	2,883	1,505 14	2,030	1,023 52
Bristol Bay <i>YTD Catch</i>	38,790	37,598 0	41	32 0	241	158 0	752	917 0	1,495	993 0
Cook Inlet <i>YTD Catch</i>	2,143	2,354 108	9	8 0	319	207 0	482	2,057 0	442	278 0
Prince William Sound <i>YTD Catch</i>	1,437	1,825 75	15	14 7	559	408 0	13,051	32,752 0	5,391	4,001 210
Southeast Alaska <i>YTD Catch</i>	801	1,296 0	174	118 16	2,854	3,010 0	18,400	23,000 0	11,428	9,984 1
Statewide <i>YTD Catch</i> <i>Harvest Pace vs. Last Year (thru Stat Week #23)</i>	53,624	51,589 300 -76%	262	218 24 -43%	5,251	4,949 0 N/A	39,246	69,682 14 N/A (vs. 2016)	24,958	20,977 269 119%

Sources: Alaska Department of Fish and Game and McDowell Group estimates, compiled by ASMI Seafood Market Information Service.

Total YTD Harvest: 607

SUMMARY

Where to Buy (click for link): [ASMI Suppliers Directory](#)

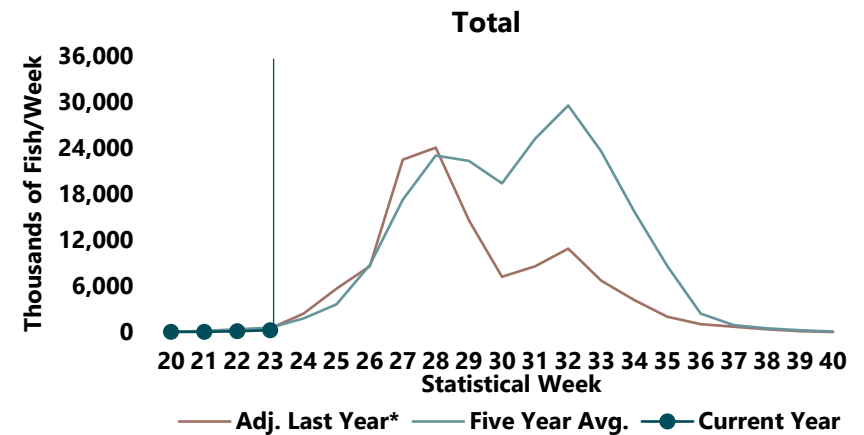
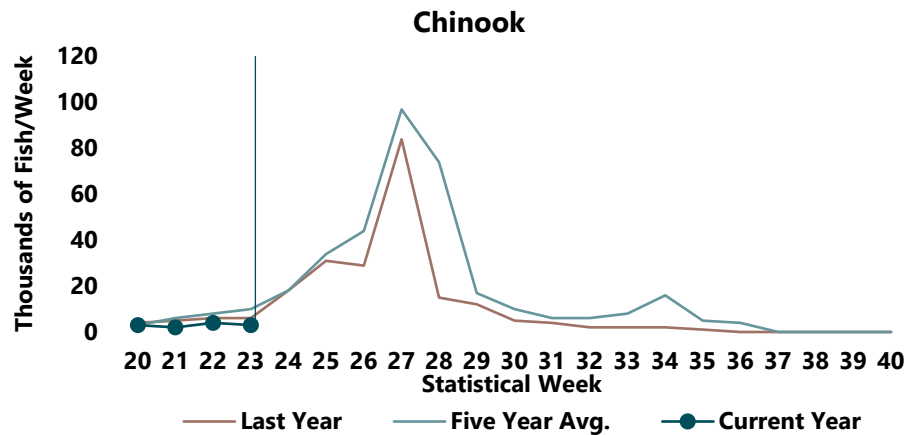
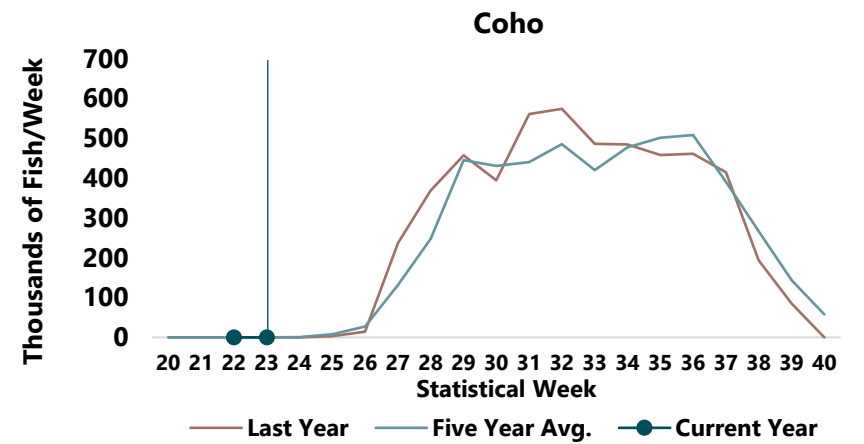
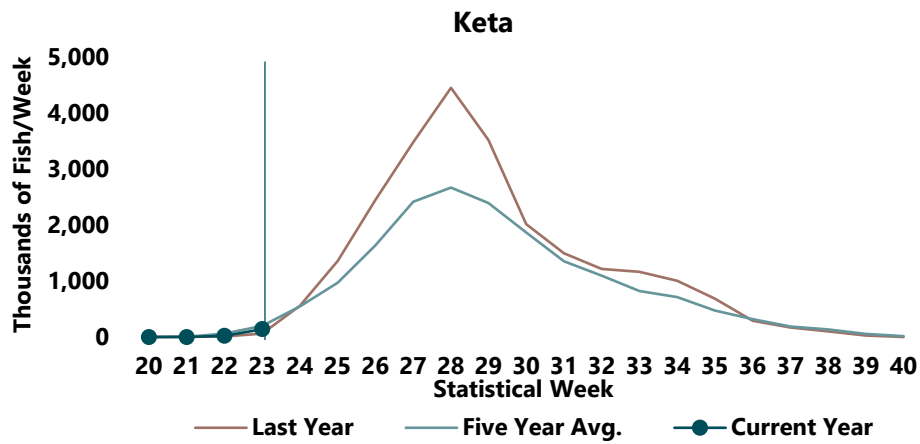
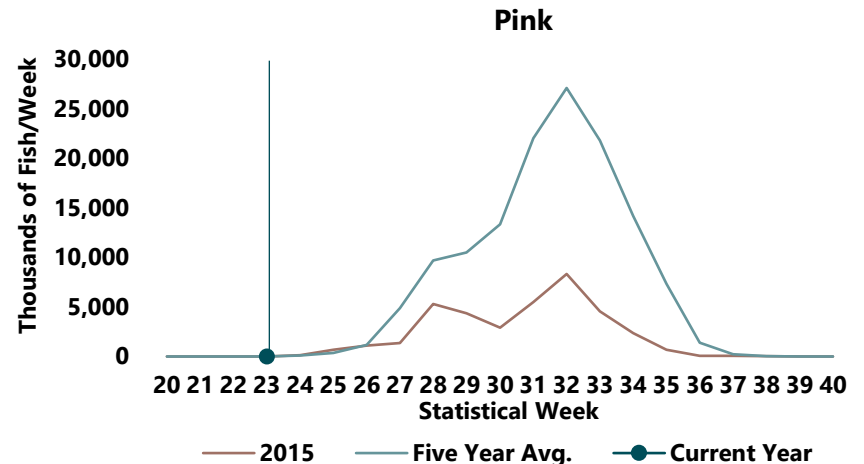
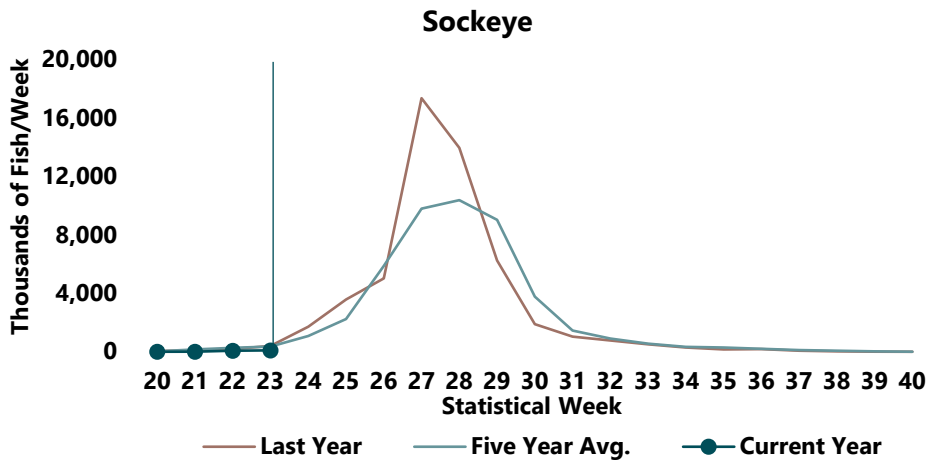
This is the first seasonal weekly Alaska salmon harvest update for 2018. Alaska is anticipating a strong salmon harvest in 2018 for all species but Chinook. Pink salmon harvest of a forecasted 69.7 million fish in 2018 is nearly double the extremely slow 2016 season. (Due to pink salmon's two-year lifecycle, even years are compared to even years.) Forecasted 2018 sockeye harvest of about 51.6 million fish is slightly lower than 2017's harvest, but higher than the historical average. The forecasted 2018 harvest of 21.0 million keta is lower than the record-breaking 2017 season, but historically strong. Anticipated coho harvest of 4.9 million fish in 2018 is comparable to 2017's harvest. Chinook harvest of 218,000 fish in 2018 are forecasted to be among the lowest on record, and weaker than the difficult 2017 season.

Through the first weeks of the 2018 salmon season, the pace of sockeye harvest is lagging behind the YTD totals of 2017 while keta harvest is higher. Total sockeye harvest of 300,000 fish is 76 percent behind last year's pace; keta harvest of 269,000 fish represents double the pace. ADF&G is the primary source for this data, in addition to McDowell Group estimates. Suppliers of Alaska salmon can be found by clicking on the ASMI Suppliers Directory link, or visiting the Alaska Seafood Suppliers directory at <http://suppliers.alaskaseafood.org/>.



Alaska Seafood Marketing Institute





*Last year adjusted to include 2016 pink salmon.