

# Alaska Salmon Forecast & In-Season Harvest Update - 2018

(Figures Shown in Thousands of Fish)

Catch As Of: 6/16/18

Fishing Region	Sockeye		Chinook		Coho		Pink		Keta	
	2017 Harvest	2018 Forecast	2017 Harvest	2018 Forecast	2017 Harvest	2018 Forecast	2016 Harvest	2018 Forecast	2017 Harvest	2018 Forecast
<b>Arctic-Yukon-Kuskokwim</b> <i>YTD Catch</i>	3	4	0	4	330	320	336	50	1,672	3,475
		0		0		0		0		74
<b>Kodiak</b> <i>YTD Catch</i>	2,477	2,611	7	13	366	400	3,200	8,700	1,891	1,017
		54		0		0		2		37
<b>Chignik</b> <i>YTD Catch</i>	895	834	4	9	227	114	141	702	609	208
		0		0		0		0		0
<b>Alaska Peninsula &amp; Aleutian Is.</b> <i>YTD Catch</i>	7,078	5,069	14	20	355	333	2,883	1,505	2,030	1,023
		572		3		0		185		314
<b>Bristol Bay</b> <i>YTD Catch</i>	38,790	37,598	41	32	241	158	752	917	1,495	993
		7		0		0		0		1
<b>Cook Inlet</b> <i>YTD Catch</i>	2,143	2,354	9	8	319	207	482	2,057	442	278
		135		0		0		0		1
<b>Prince William Sound</b> <i>YTD Catch</i>	1,437	1,825	15	14	559	408	13,051	32,752	5,391	4,001
		344		7		0		0		867
<b>Southeast Alaska</b> <i>YTD Catch</i>	801	1,296	174	118	2,854	3,010	18,400	23,000	11,428	9,984
		0		20		0		0		5
<b>Statewide</b> <i>YTD Catch</i>	53,624	51,589	262	218	5,251	4,949	39,246	69,682	24,958	20,977
		1,112		30		0		187		1,299
<i>Harvest Pace vs. Last Year (thru Stat Week #24)</i>		-68%		-54%		N/A		-16% (vs. 2016)		37%

Sources: Alaska Department of Fish and Game and McDowell Group estimates, compiled by ASMI Seafood Market Information Service.

**Total YTD Harvest: 2,628**

## SUMMARY

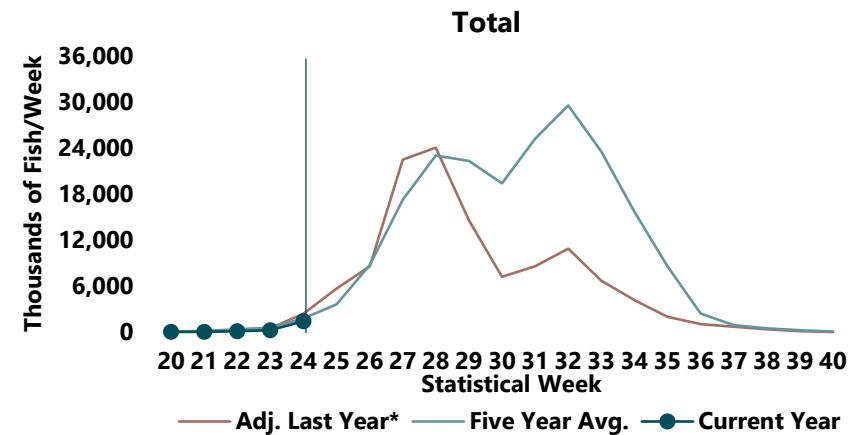
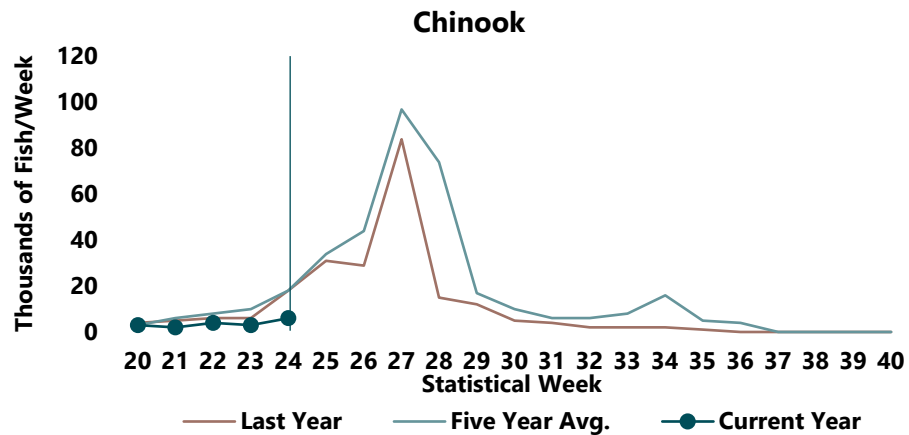
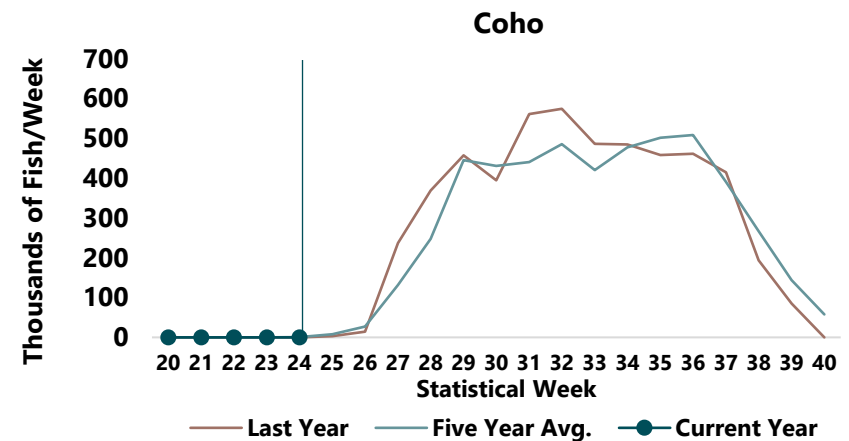
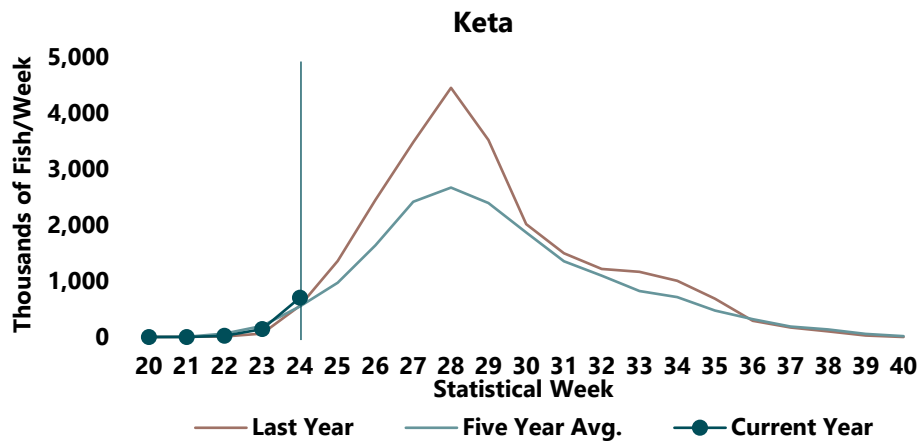
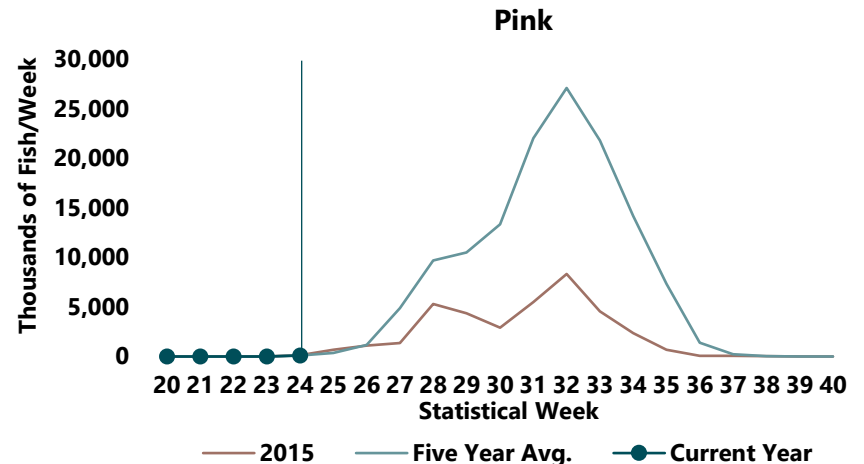
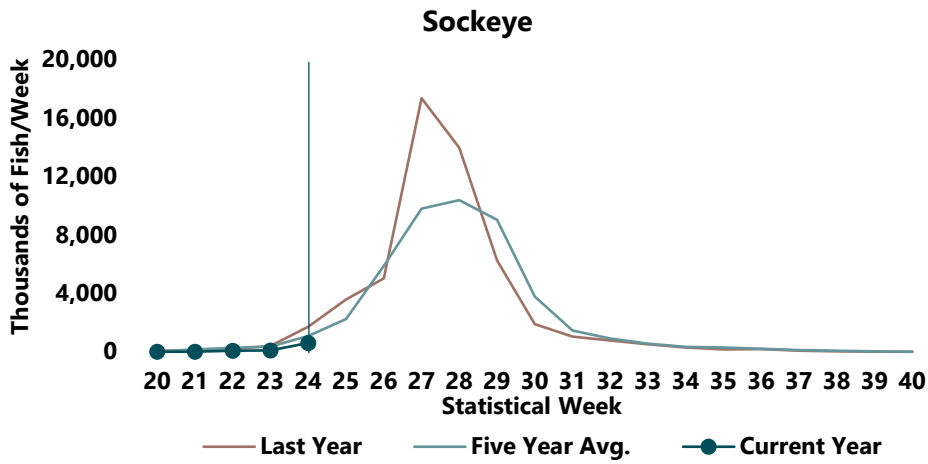
Where to Buy (click for link): [ASMI Suppliers Directory](#)

Excluding keta, the 2018 Alaska salmon harvest is off to a slow start. Through June 16th, harvest of about 1.1 million sockeye represents a 68 percent reduction from the same time in 2017. Kodiak sockeye harvests have been slow, and PWS harvests are down dramatically — ADF&G reports the 2nd lowest harvest-to-date in the last 50 years. Statewide, pink salmon are down 16 percent compared to 2016, and chinook harvests are 54 percent lower than 2017 at this time. The harvest of nearly 1.3 million keta represents a 37 percent increase from 2017 with Prince William Sound volume particularly strong. Overall, total harvest of about 2.6 million salmon is 45 percent lower than last year, including adjustments for pinks. Suppliers of Alaska salmon can be found by clicking on the ASMI Suppliers Directory link or visiting the Alaska Seafood Suppliers directory at <http://suppliers.alaskaseafood.org/>.



Alaska Seafood Marketing Institute





\*Last year adjusted to include 2016 pink salmon.