

# Alaska Salmon Forecast & In-Season Harvest Update - 2018

(Figures Shown in Thousands of Fish)

Catch As Of: 7/24/18

Fishing Region	Sockeye		Chinook		Coho		Pink		Keta	
	2017 Harvest	2018 Forecast	2017 Harvest	2018 Forecast	2017 Harvest	2018 Forecast	2016 Harvest	2018 Forecast	2017 Harvest	2018 Forecast
<b>Arctic-Yukon-Kuskokwim</b>	<b>3</b>	<b>4</b>	<b>0</b>	<b>4</b>	<b>330</b>	<b>320</b>	<b>336</b>	<b>50</b>	<b>1,672</b>	<b>3,475</b>
<i>YTD Catch</i>		<i>2</i>		<i>0</i>		<i>3</i>		<i>68</i>		<i>878</i>
<b>Kodiak</b>	<b>2,477</b>	<b>2,611</b>	<b>7</b>	<b>13</b>	<b>366</b>	<b>400</b>	<b>3,200</b>	<b>8,700</b>	<b>1,891</b>	<b>1,017</b>
<i>YTD Catch</i>		<i>454</i>		<i>2</i>		<i>24</i>		<i>176</i>		<i>319</i>
<b>Chignik</b>	<b>895</b>	<b>834</b>	<b>4</b>	<b>9</b>	<b>227</b>	<b>114</b>	<b>141</b>	<b>702</b>	<b>609</b>	<b>208</b>
<i>YTD Catch</i>		<i>0</i>		<i>0</i>		<i>0</i>		<i>0</i>		<i>0</i>
<b>Alaska Peninsula &amp; Aleutian Is.</b>	<b>7,078</b>	<b>5,069</b>	<b>14</b>	<b>20</b>	<b>355</b>	<b>333</b>	<b>2,883</b>	<b>1,505</b>	<b>2,030</b>	<b>1,023</b>
<i>YTD Catch</i>		<i>2,656</i>		<i>15</i>		<i>143</i>		<i>500</i>		<i>876</i>
<b>Bristol Bay</b>	<b>38,790</b>	<b>37,598</b>	<b>41</b>	<b>32</b>	<b>241</b>	<b>158</b>	<b>752</b>	<b>917</b>	<b>1,495</b>	<b>993</b>
<i>YTD Catch</i>		<i>38,187</i>		<i>40</i>		<i>2</i>		<i>4</i>		<i>1,303</i>
<b>Cook Inlet</b>	<b>2,143</b>	<b>2,354</b>	<b>9</b>	<b>8</b>	<b>319</b>	<b>207</b>	<b>482</b>	<b>2,057</b>	<b>442</b>	<b>278</b>
<i>YTD Catch</i>		<i>930</i>		<i>3</i>		<i>77</i>		<i>248</i>		<i>136</i>
<b>Prince William Sound</b>	<b>1,437</b>	<b>1,825</b>	<b>15</b>	<b>14</b>	<b>559</b>	<b>408</b>	<b>13,051</b>	<b>32,752</b>	<b>5,391</b>	<b>4,001</b>
<i>YTD Catch</i>		<i>1,203</i>		<i>7</i>		<i>3</i>		<i>9,137</i>		<i>3,116</i>
<b>Southeast Alaska</b>	<b>801</b>	<b>1,296</b>	<b>174</b>	<b>118</b>	<b>2,854</b>	<b>3,010</b>	<b>18,400</b>	<b>23,000</b>	<b>11,428</b>	<b>9,984</b>
<i>YTD Catch</i>		<i>70</i>		<i>113</i>		<i>125</i>		<i>254</i>		<i>2,627</i>
<b>Statewide</b>	<b>53,624</b>	<b>51,589</b>	<b>262</b>	<b>218</b>	<b>5,251</b>	<b>4,949</b>	<b>39,246</b>	<b>69,682</b>	<b>24,958</b>	<b>20,977</b>
<i>YTD Catch (thru 7/24/18)</i>		<i>43,502</i>		<i>180</i>		<i>377</i>		<i>10,387</i>		<i>9,255</i>
<i>Harvest Pace vs. Last Year (thru Stat Week #29)</i>		<i>-12%</i>		<i>-19%</i>		<i>-65%</i>		<i>-34% (vs. 2016)</i>		<i>-42%</i>

Sources: Alaska Department of Fish and Game and McDowell Group estimates, compiled by ASMI Seafood Market Information Service.

**Total YTD Harvest: 63,701**

## SUMMARY

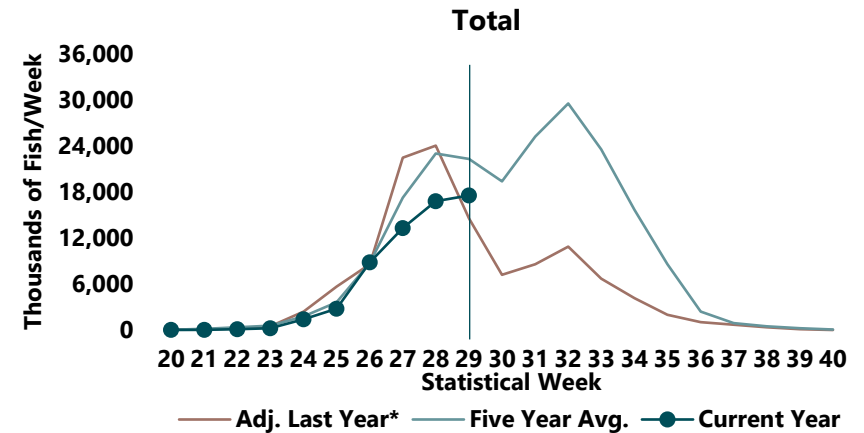
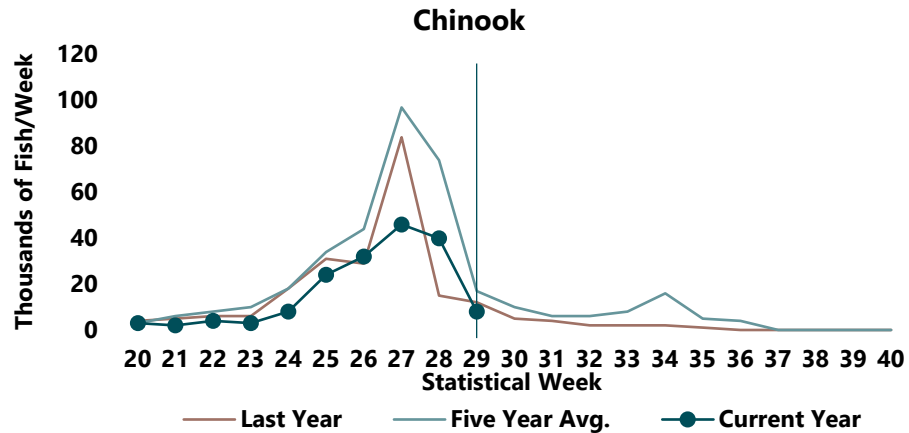
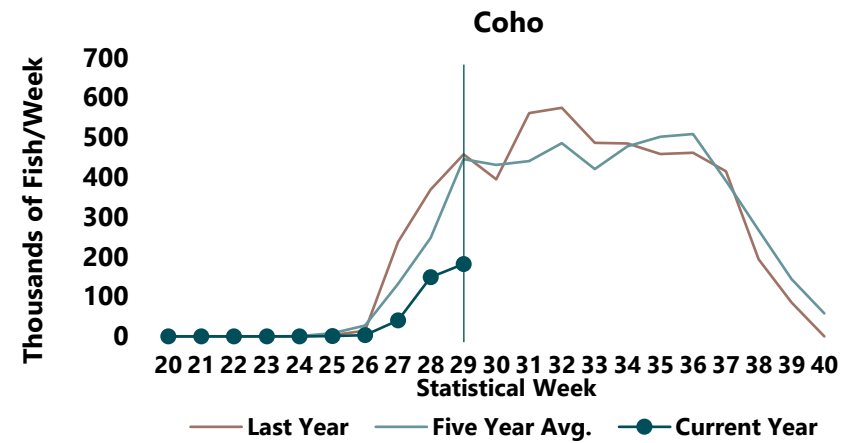
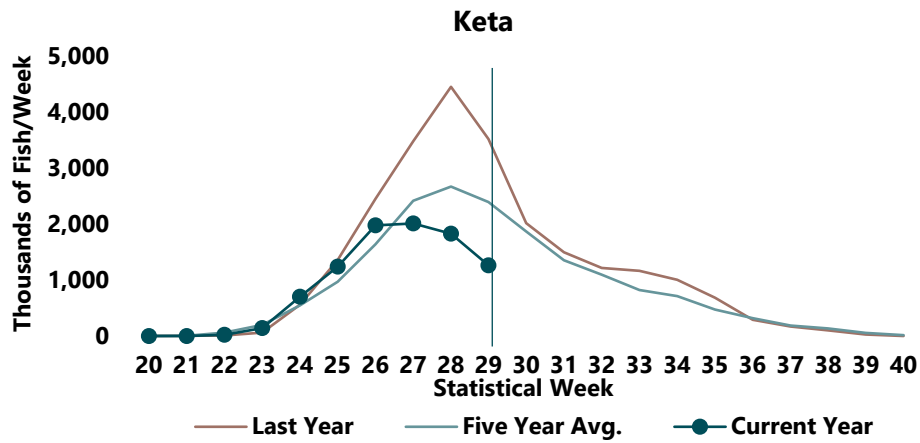
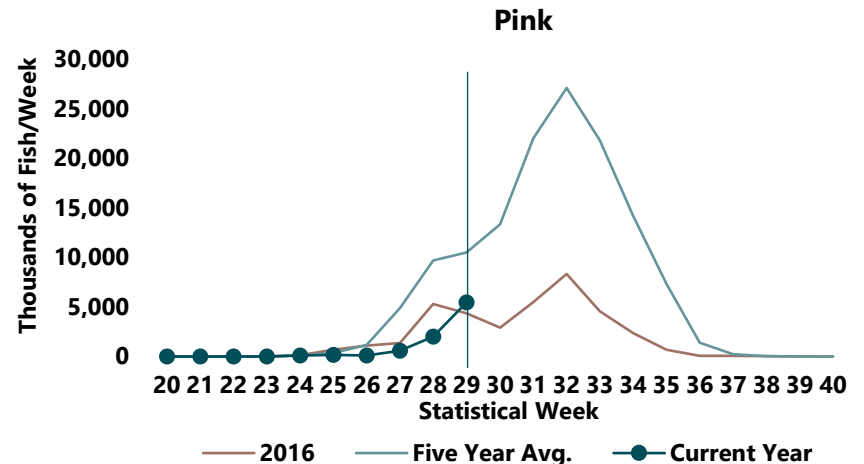
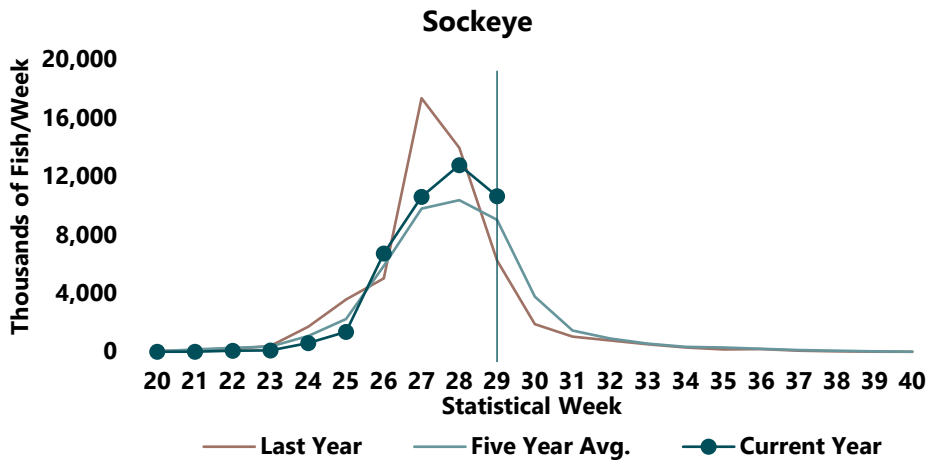
Where to Buy (click for link): [ASMI Suppliers Directory](#)

Due primarily to slow pink and keta fishing, YTD harvest of Alaska salmon is a third lower than 2017 and equal to 2016. The statewide sockeye harvest is 12 percent lower than 2017, but 9 percent above the 5-year average. Excluding Bristol Bay, the YTD sockeye harvest is half the 2017 level. Harvest of pinks are a third lower than 2016 levels, with Southeast volume significantly behind expectations. Keta production is 42 percent below 2017 levels and 16 percent lower than the 5-year average. Harvest of Keta has been strong in the AYK region and disappointing in Southeast. Coho harvest is more than 50 percent lower than the 5-year average, and Chinook volume is about 20 percent below the prior year. Suppliers of Alaska salmon can be found by clicking on the ASMI Suppliers Directory link or visiting the Alaska Seafood Suppliers directory at <http://suppliers.alaskaseafood.org/>.



Alaska Seafood Marketing Institute





\*Last year adjusted to include 2016 pink salmon.