

Alaska Salmon Forecast & In-Season Harvest Update - 2018

(Figures Shown in Thousands of Fish)

Catch As Of: 7/31/18

Fishing Region	Sockeye		Chinook		Coho		Pink		Keta	
	2017 Harvest	2018 Forecast	2017 Harvest	2018 Forecast	2017 Harvest	2018 Forecast	2016 Harvest	2018 Forecast	2017 Harvest	2018 Forecast
Arctic-Yukon-Kuskokwim	3	4	0	4	330	320	336	50	1,672	3,475
<i>YTD Catch</i>		<i>2</i>		<i>0</i>		<i>17</i>		<i>74</i>		<i>1,033</i>
Kodiak	2,477	2,611	7	13	366	400	3,200	8,700	1,891	1,017
<i>YTD Catch</i>		<i>516</i>		<i>2</i>		<i>53</i>		<i>499</i>		<i>406</i>
Chignik	895	834	4	9	227	114	141	702	609	208
<i>YTD Catch</i>		<i>0</i>		<i>0</i>		<i>0</i>		<i>0</i>		<i>0</i>
Alaska Peninsula & Aleutian Is.	7,078	5,069	14	20	355	333	2,883	1,505	2,030	1,023
<i>YTD Catch</i>		<i>2,987</i>		<i>17</i>		<i>215</i>		<i>674</i>		<i>968</i>
Bristol Bay	38,790	37,598	41	32	241	158	752	917	1,495	993
<i>YTD Catch</i>		<i>41,098</i>		<i>41</i>		<i>11</i>		<i>25</i>		<i>1,345</i>
Cook Inlet	2,143	2,354	9	8	319	207	482	2,057	442	278
<i>YTD Catch</i>		<i>1,027</i>		<i>3</i>		<i>140</i>		<i>371</i>		<i>166</i>
Prince William Sound	1,437	1,825	15	14	559	408	13,051	32,752	5,391	4,001
<i>YTD Catch</i>		<i>1,236</i>		<i>7</i>		<i>8</i>		<i>10,980</i>		<i>3,207</i>
Southeast Alaska	801	1,296	174	118	2,854	3,010	18,400	23,000	11,428	9,984
<i>YTD Catch</i>		<i>134</i>		<i>121</i>		<i>267</i>		<i>1,004</i>		<i>3,923</i>
Statewide	53,624	51,589	262	218	5,251	4,949	39,246	69,682	24,958	20,977
<i>YTD Catch (thru 7/31/18)</i>		<i>47,000</i>		<i>191</i>		<i>711</i>		<i>13,627</i>		<i>11,048</i>
<i>Harvest Pace vs. Last Year (thru Stat Week #30)</i>		<i>-7%</i>		<i>-16%</i>		<i>-52%</i>		<i>-15% (vs. 2016)</i>		<i>-39%</i>

Sources: Alaska Department of Fish and Game and McDowell Group estimates, compiled by ASMI Seafood Market Information Service.

Total YTD Harvest: 72,577

SUMMARY

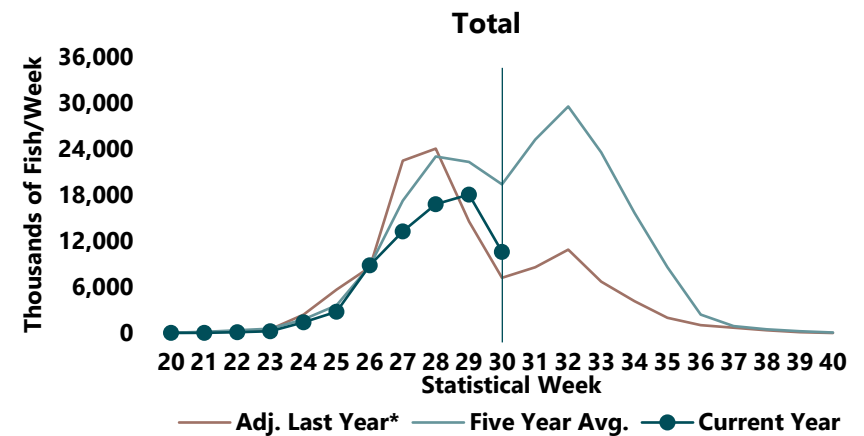
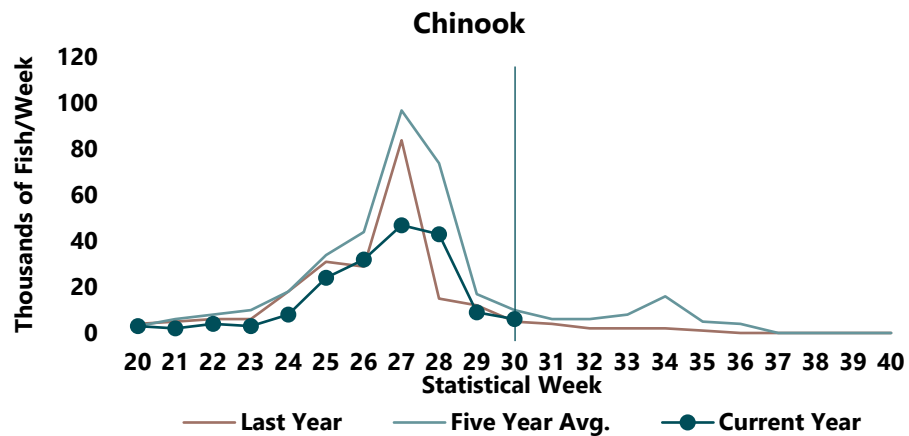
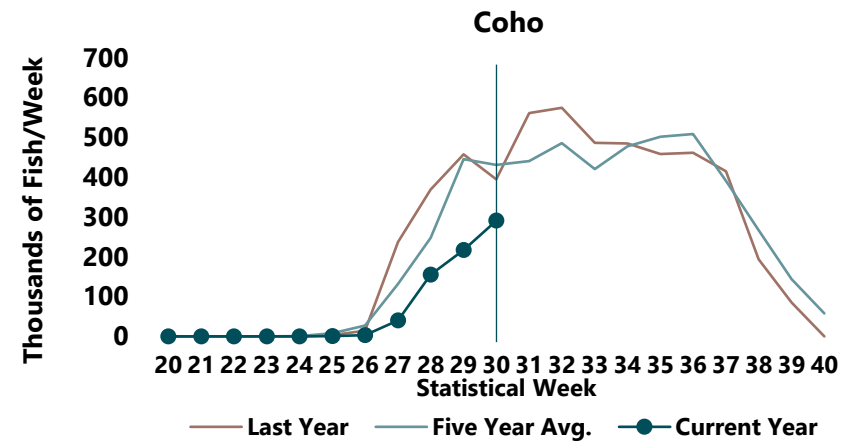
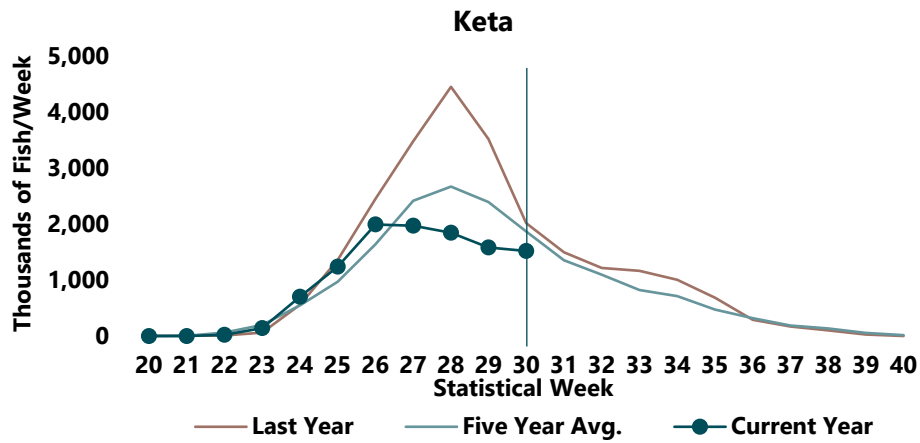
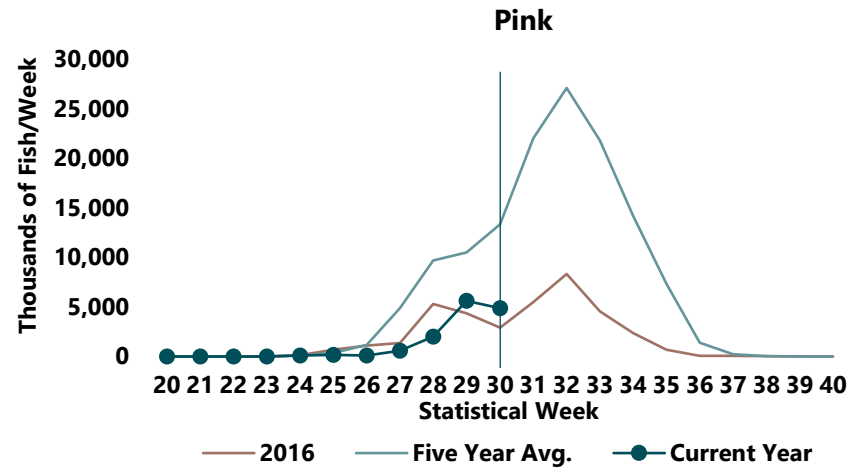
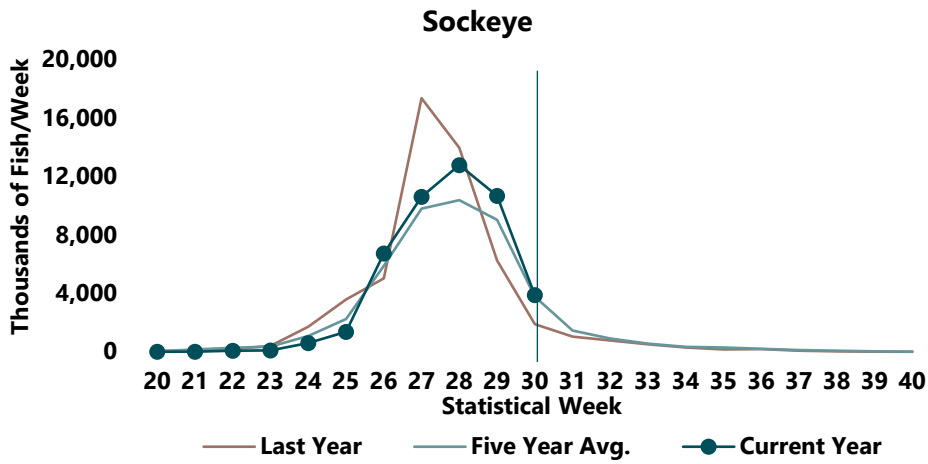
Where to Buy (click for link): [ASMI Suppliers Directory](#)

About 72 million salmon have been harvested so far in 2018, a third lower than 2017's YTD harvest of 110 million fish. The statewide sockeye harvest is 7 percent lower than 2017 and 9 percent above the 5-year average. While Bristol Bay sockeye volume will be one of the highest on record, other sockeye fisheries continue to suffer: Chignik has recorded zero landings and Southeast is 80 percent below the 5-year average. YTD pink harvest is 15 percent behind 2016, due primarily to lagging harvest in Southeast; PWS and Kodiak production is stable. Keta harvest of 11 million fish is about 40 percent below 2017 and 14 percent behind the 5-year average. AYK keta fishing is 27 percent above the 5-year average. Coho production is 52 percent below the 2017 pace, but there is two more months of steady fishing ahead. YTD Chinook volume is 16 percent behind 2017. Suppliers of Alaska salmon can be found by clicking on the ASMI Suppliers Directory link or visiting the Alaska Seafood Suppliers directory at <http://suppliers.alaskaseafood.org/>.



Alaska Seafood Marketing Institute





*Last year adjusted to include 2016 pink salmon.