

Alaska Salmon Forecast & In-Season Harvest Update - 2018

(Figures Shown in Thousands of Fish)

Catch As Of: 7/17/18

Fishing Region	Sockeye		Chinook		Coho		Pink		Keta	
	2017 Harvest	2018 Forecast	2017 Harvest	2018 Forecast	2017 Harvest	2018 Forecast	2016 Harvest	2018 Forecast	2017 Harvest	2018 Forecast
Arctic-Yukon-Kuskokwim	3	4	0	4	330	320	336	50	1,672	3,475
<i>YTD Catch</i>		<i>1</i>		<i>0</i>		<i>0</i>		<i>59</i>		<i>646</i>
Kodiak	2,477	2,611	7	13	366	400	3,200	8,700	1,891	1,017
<i>YTD Catch</i>		<i>403</i>		<i>2</i>		<i>20</i>		<i>126</i>		<i>290</i>
Chignik	895	834	4	9	227	114	141	702	609	208
<i>YTD Catch</i>		<i>0</i>		<i>0</i>		<i>0</i>		<i>0</i>		<i>0</i>
Alaska Peninsula & Aleutian Is.	7,078	5,069	14	20	355	333	2,883	1,505	2,030	1,023
<i>YTD Catch</i>		<i>2,115</i>		<i>13</i>		<i>98</i>		<i>427</i>		<i>791</i>
Bristol Bay	38,790	37,598	41	32	241	158	752	917	1,495	993
<i>YTD Catch</i>		<i>29,444</i>		<i>40</i>		<i>0</i>		<i>0</i>		<i>1,174</i>
Cook Inlet	2,143	2,354	9	8	319	207	482	2,057	442	278
<i>YTD Catch</i>		<i>723</i>		<i>2</i>		<i>54</i>		<i>99</i>		<i>98</i>
Prince William Sound	1,437	1,825	15	14	559	408	13,051	32,752	5,391	4,001
<i>YTD Catch</i>		<i>1,143</i>		<i>7</i>		<i>1</i>		<i>2,311</i>		<i>3,012</i>
Southeast Alaska	801	1,296	174	118	2,854	3,010	18,400	23,000	11,428	9,984
<i>YTD Catch</i>		<i>37</i>		<i>86</i>		<i>62</i>		<i>54</i>		<i>1,852</i>
Statewide	53,624	51,589	262	218	5,251	4,949	39,246	69,682	24,958	20,977
<i>YTD Catch (thru 7/17/18)</i>		<i>33,866</i>		<i>150</i>		<i>235</i>		<i>3,076</i>		<i>7,863</i>
<i>Harvest Pace vs. Last Year (thru Stat Week #28)</i>		<i>-24%</i>		<i>-32%</i>		<i>-74%</i>		<i>-65% (vs. 2016)</i>		<i>-38%</i>

Sources: Alaska Department of Fish and Game and McDowell Group estimates, compiled by ASMI Seafood Market Information Service.

Total YTD Harvest: 45,190

SUMMARY

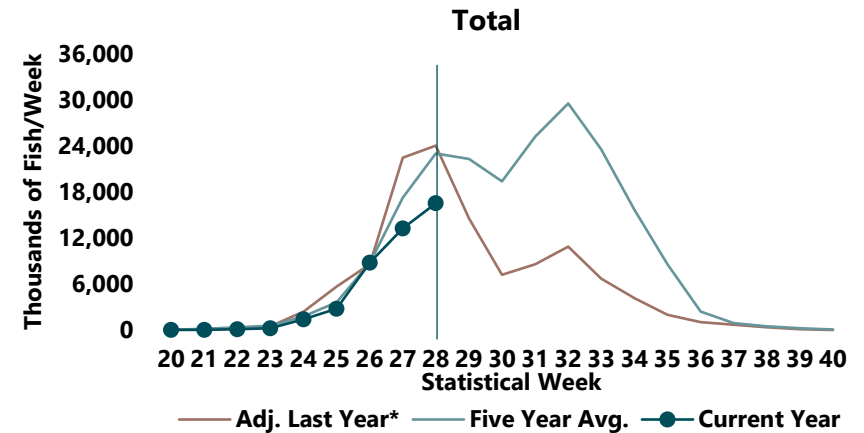
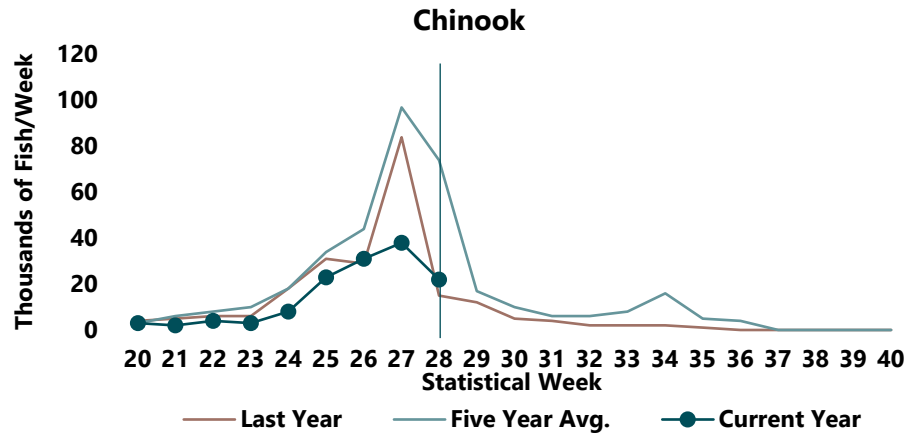
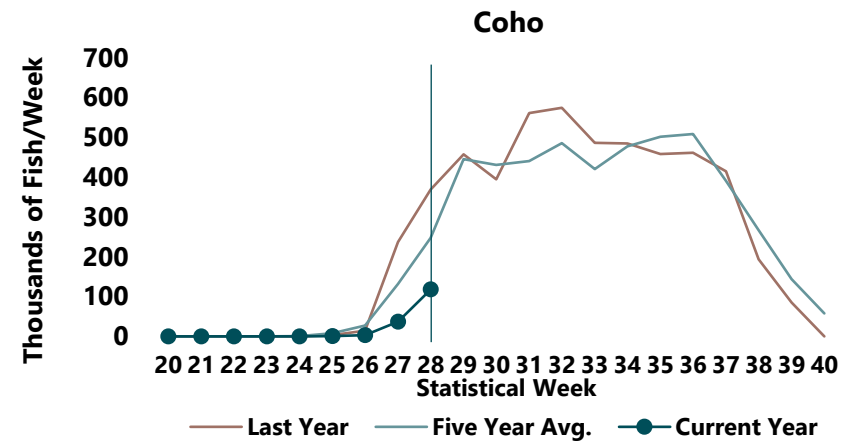
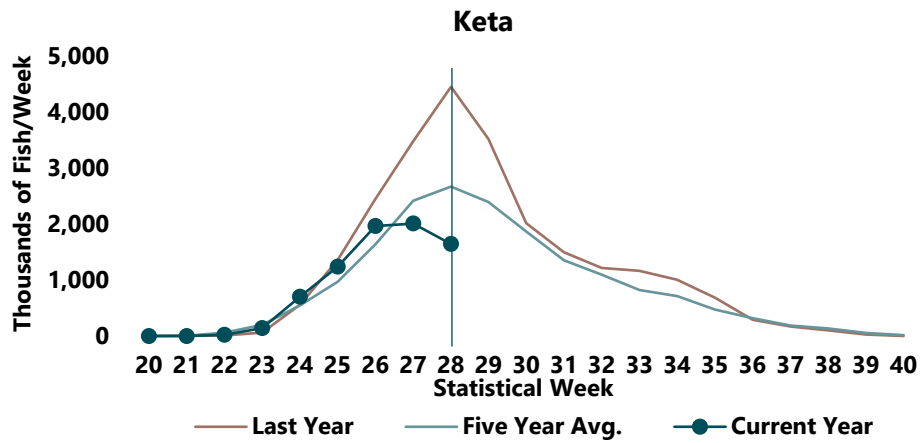
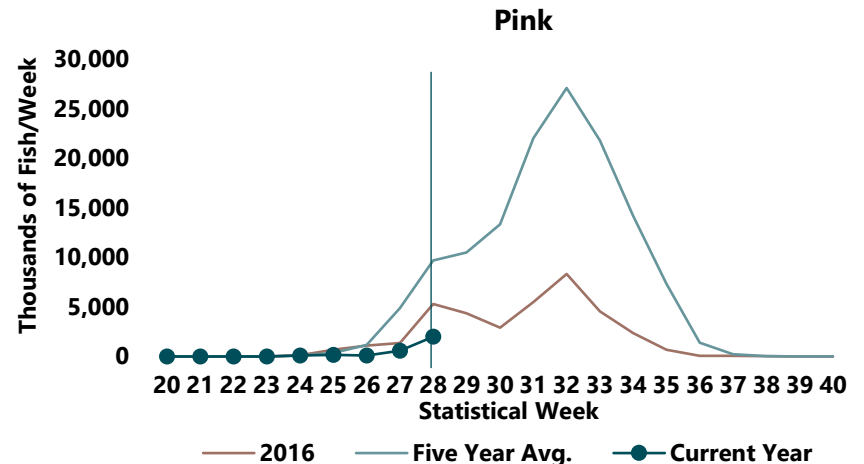
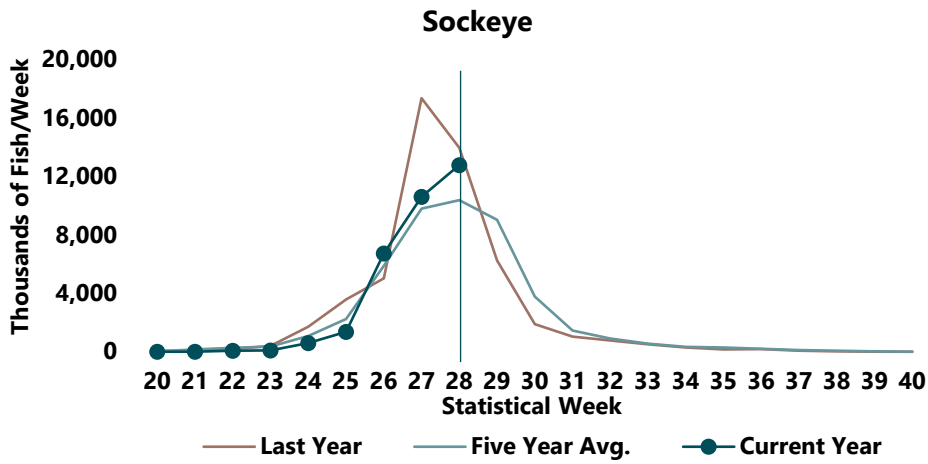
Where to Buy (click for link): [ASMI Suppliers Directory](#)

The harvest pace for Alaska salmon continues to disappoint. Compared to the prior year (with adjustments for pinks), YTD total harvest is a third lower. Sockeye production is about a quarter behind 2017, but about 10 percent higher than the 5-year average. Bristol Bay's strong sockeye production contrasts sharply with extremely slow harvests in nearly all other Alaska sockeye fisheries. Keta production is about 40 percent lower than 2017 and 10 percent behind the 5-year average. Harvest of Keta in the AYK region and PWS have been strong; Southeast and Kodiak production remains below expectations. While it is still early, harvest of pinks is lagging expectations, down 65 percent from the same week in 2016. Coho and Chinook fishing remains slow. Suppliers of Alaska salmon can be found by clicking on the ASMI Suppliers Directory link or visiting the Alaska Seafood Suppliers directory at <http://suppliers.alaskaseafood.org/>.



Alaska Seafood Marketing Institute





*Last year adjusted to include 2016 pink salmon.