

Alaska Salmon Forecast & In-Season Harvest Update - 2018

(Figures Shown in Thousands of Fish)

Catch As Of: 8/7/18

Fishing Region	Sockeye		Chinook		Coho		Pink		Keta	
	2017 Harvest	2018 Forecast	2017 Harvest	2018 Forecast	2017 Harvest	2018 Forecast	2016 Harvest	2018 Forecast	2017 Harvest	2018 Forecast
Arctic-Yukon-Kuskokwim	3	4	0	4	330	320	336	50	1,672	3,475
<i>YTD Catch</i>		<i>2</i>		<i>0</i>		<i>48</i>		<i>76</i>		<i>1,213</i>
Kodiak	2,477	2,611	7	13	366	400	3,200	8,700	1,891	1,017
<i>YTD Catch</i>		<i>615</i>		<i>3</i>		<i>86</i>		<i>2,221</i>		<i>419</i>
Chignik	895	834	4	9	227	114	141	702	609	208
<i>YTD Catch</i>		<i>0</i>		<i>0</i>		<i>0</i>		<i>0</i>		<i>0</i>
Alaska Peninsula & Aleutian Is.	7,078	5,069	14	20	355	333	2,883	1,505	2,030	1,023
<i>YTD Catch</i>		<i>3,103</i>		<i>20</i>		<i>265</i>		<i>770</i>		<i>1,017</i>
Bristol Bay	38,790	37,598	41	32	241	158	752	917	1,495	993
<i>YTD Catch</i>		<i>41,666</i>		<i>41</i>		<i>33</i>		<i>173</i>		<i>1,362</i>
Cook Inlet	2,143	2,354	9	8	319	207	482	2,057	442	278
<i>YTD Catch</i>		<i>1,048</i>		<i>3</i>		<i>174</i>		<i>494</i>		<i>171</i>
Prince William Sound	1,437	1,825	15	14	559	408	13,051	32,752	5,391	4,001
<i>YTD Catch</i>		<i>1,259</i>		<i>7</i>		<i>15</i>		<i>15,591</i>		<i>3,280</i>
Southeast Alaska	801	1,296	174	118	2,854	3,010	18,400	23,000	11,428	9,984
<i>YTD Catch</i>		<i>175</i>		<i>124</i>		<i>403</i>		<i>2,049</i>		<i>3,896</i>
Statewide	53,624	51,589	262	218	5,251	4,949	39,246	69,682	24,958	20,977
<i>YTD Catch (thru 8/7/18)</i>		<i>47,868</i>		<i>198</i>		<i>1,024</i>		<i>21,374</i>		<i>11,358</i>
<i>Harvest Pace vs. Last Year (thru Stat Week #31)</i>		<i>-7%</i>		<i>-15%</i>		<i>-51%</i>		<i>-3% (vs. 2016)</i>		<i>-42%</i>

Sources: Alaska Department of Fish and Game and McDowell Group estimates, compiled by ASMI Seafood Market Information Service.

Total YTD Harvest: 81,822

SUMMARY

Where to Buy (click for link): [ASMI Suppliers Directory](#)

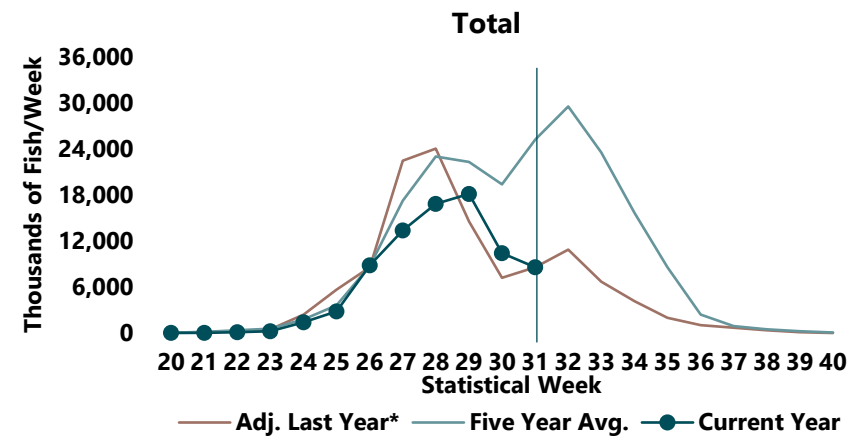
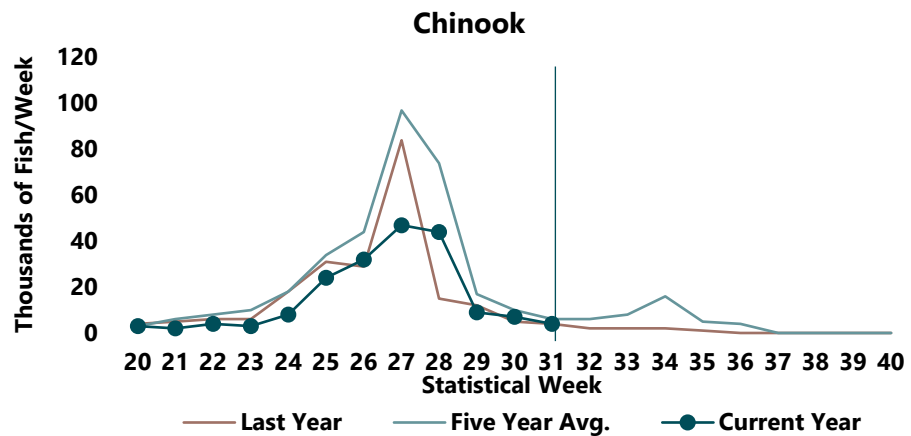
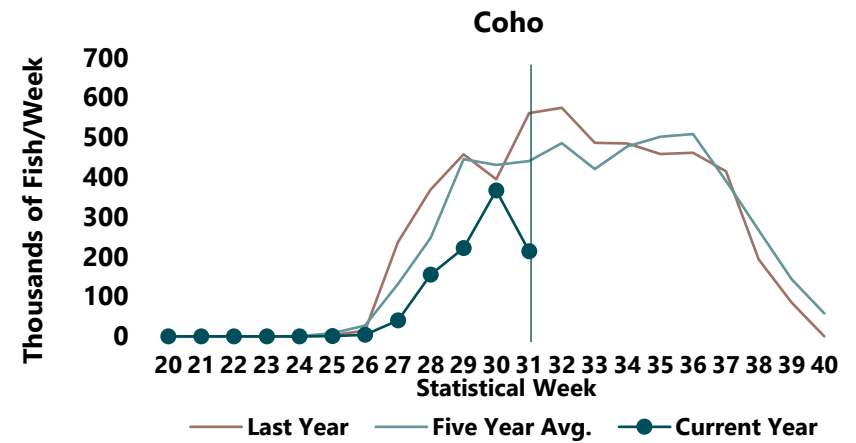
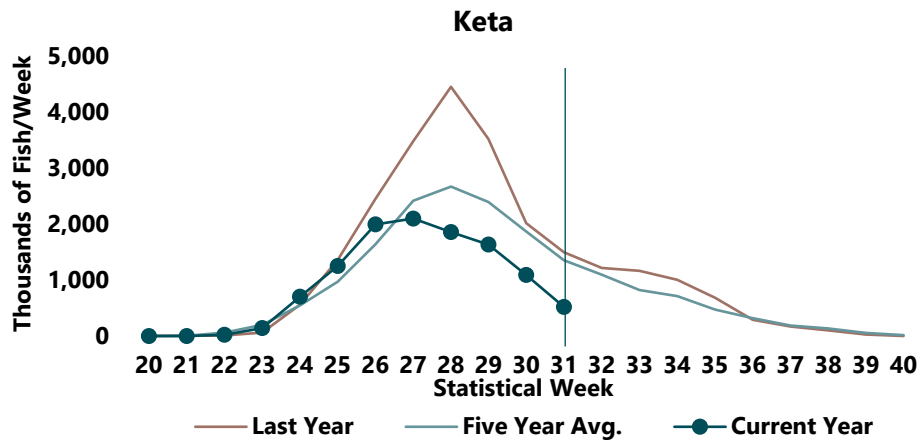
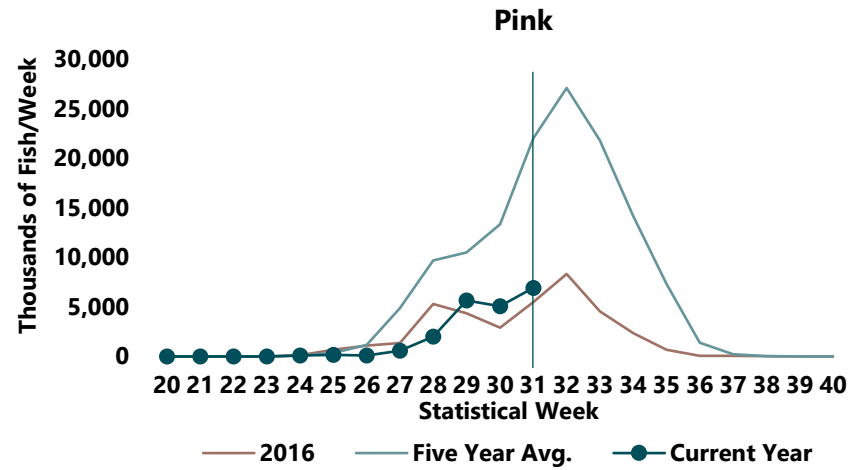
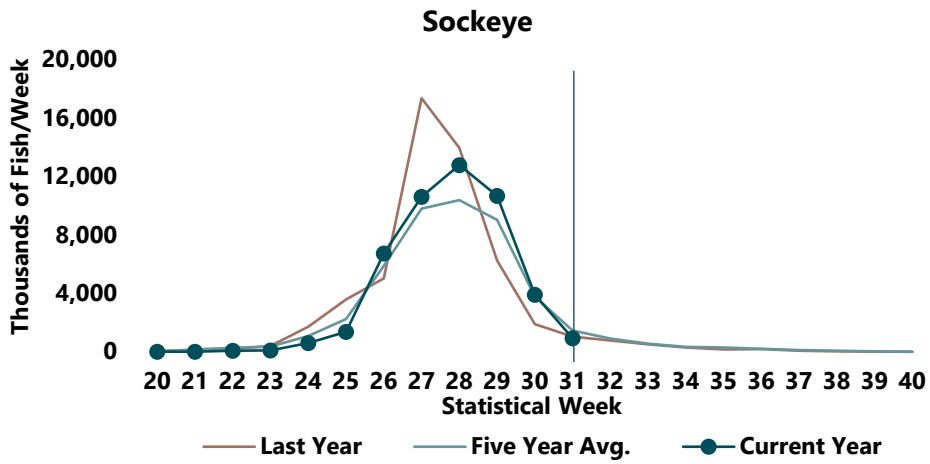
Bristol Bay remains the bright spot in Alaska's commercial salmon fisheries this summer. The Bristol Bay sockeye harvest was one of the best ever, however, all other sockeye harvests in Alaska are well below the forecast. The focus of the industry has shifted to pink salmon; the current week is typically the peak harvest period for pinks. YTD pink volume is comparable to 2016 but very slow by historical standards, particularly in Southeast. With about a month of fishing remaining, YTD keta harvests statewide are 42 percent lower than 2017 and 20 percent behind the 5-year average (though AYK continues to exceed its 5-year average volume). Coho production YTD is 51 percent lower than 2017 and Chinook is 15 percent behind last year.

Suppliers of Alaska salmon can be found by clicking on the ASMI Suppliers Directory link or visiting the Alaska Seafood Suppliers directory at <http://suppliers.alaskaseafood.org/>.



Alaska Seafood Marketing Institute





*Last year adjusted to include 2016 pink salmon.