

Alaska Salmon Forecast & In-Season Harvest Update - 2018

(Figures Shown in Thousands of Fish)

Catch As Of: 8/28/18

Fishing Region	Sockeye		Chinook		Coho		Pink		Keta	
	2017 Harvest	2018 Forecast	2017 Harvest	2018 Forecast	2017 Harvest	2018 Forecast	2016 Harvest	2018 Forecast	2017 Harvest	2018 Forecast
Arctic-Yukon-Kuskokwim	3	4	0	4	330	320	336	50	1,672	3,475
<i>YTD Catch</i>		<i>3</i>		<i>1</i>		<i>297</i>		<i>76</i>		<i>1,749</i>
Kodiak	2,477	2,611	7	13	366	400	3,200	8,700	1,891	1,017
<i>YTD Catch</i>		<i>1,350</i>		<i>3</i>		<i>306</i>		<i>5,932</i>		<i>454</i>
Chignik	895	834	4	9	227	114	141	702	609	208
<i>YTD Catch</i>		<i>0</i>		<i>0</i>		<i>0</i>		<i>0</i>		<i>0</i>
Alaska Peninsula & Aleutian Is.	7,078	5,069	14	20	355	333	2,883	1,505	2,030	1,023
<i>YTD Catch</i>		<i>3,599</i>		<i>20</i>		<i>332</i>		<i>794</i>		<i>1,090</i>
Bristol Bay	38,790	37,598	41	32	241	158	752	917	1,495	993
<i>YTD Catch</i>		<i>41,850</i>		<i>41</i>		<i>125</i>		<i>219</i>		<i>1,370</i>
Cook Inlet	2,143	2,354	9	8	319	207	482	2,057	442	278
<i>YTD Catch</i>		<i>1,090</i>		<i>3</i>		<i>227</i>		<i>965</i>		<i>182</i>
Prince William Sound	1,437	1,825	15	14	559	408	13,051	32,752	5,391	4,001
<i>YTD Catch</i>		<i>1,301</i>		<i>7</i>		<i>237</i>		<i>22,904</i>		<i>3,435</i>
Southeast Alaska	801	1,296	174	118	2,854	3,010	18,400	23,000	11,428	9,984
<i>YTD Catch</i>		<i>387</i>		<i>157</i>		<i>830</i>		<i>7,303</i>		<i>6,966</i>
Statewide	53,624	51,589	262	218	5,251	4,949	39,246	69,682	24,958	20,977
<i>YTD Catch (thru 8/28/18)</i>		<i>49,580</i>		<i>232</i>		<i>2,354</i>		<i>38,193</i>		<i>15,246</i>
<i>Harvest Pace vs. Last Year (thru Stat Week #34)</i>		<i>-7%</i>		<i>-3%</i>		<i>-36%</i>		<i>4% (vs. 2016)</i>		<i>-34%</i>

Sources: Alaska Department of Fish and Game and McDowell Group estimates, compiled by ASMI Seafood Market Information Service.

Total YTD Harvest: 105,605

SUMMARY

Where to buy Alaska seafood (click for link): [ASMI Suppliers Directory](#)

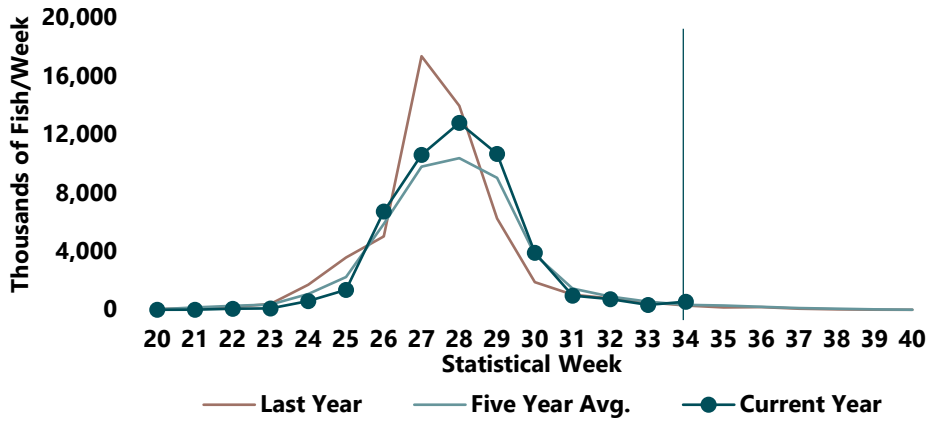
The current report marks three months of harvest in the 2018 Alaska salmon season. YTD production of more than 105 million fish is nearly identical to 2016 and generally below expectation.

- Pink harvests are about 4 percent above the 2016 pace, but remain slow compared to historical even-year harvests. Southeast is 67 percent below the typical even-year harvest.
- YTD keta volume is about a third lower than 2017 and 10 percent below the 5-year average; production in the AYK region continues to exceed expectations.
- About 2.3 million coho have been harvested in 2018, roughly a quarter below the 5-year average.
- Relatively strong Chinook fishing the past two weeks has pushed the YTD total near the 2017 level.
- The Kodiak sockeye harvest totaled about 340,000 fish last week, the highest weekly harvest this year for the region.

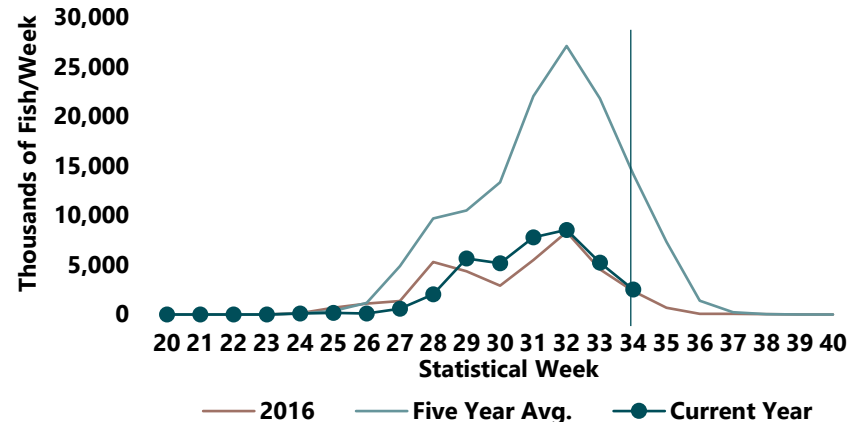


Alaska Seafood Marketing Institute

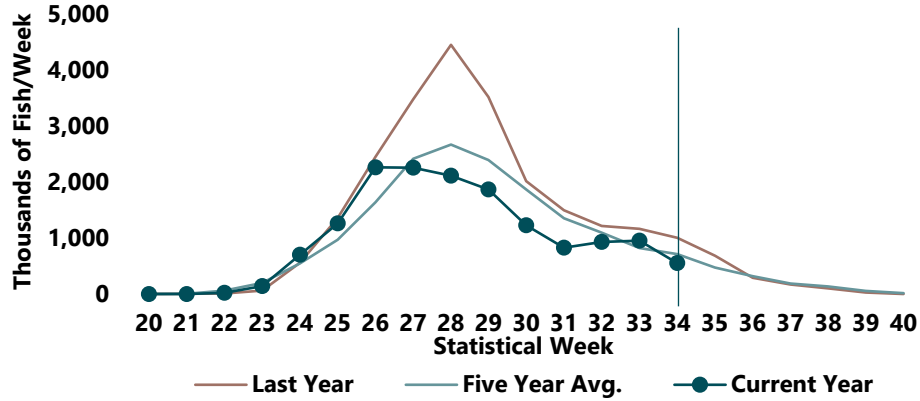




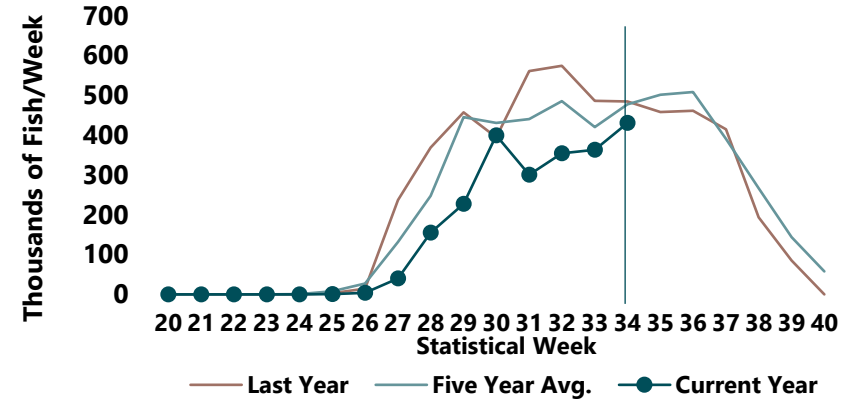
Keta



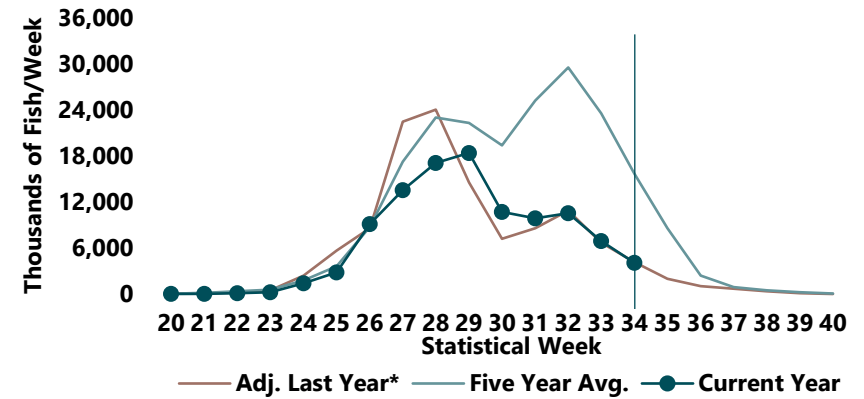
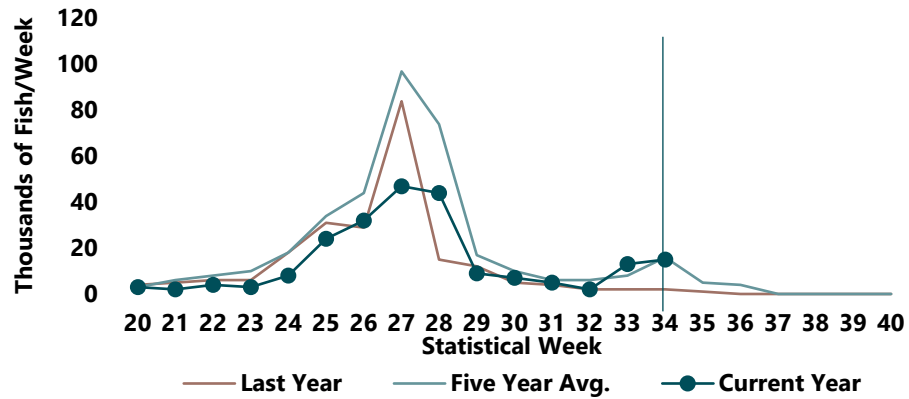
Coho



Chinook



Total



*Last year adjusted to include 2016 pink salmon.