

Alaska Salmon Forecast & In-Season Harvest Update - 2018

(Figures Shown in Thousands of Fish)

Catch As Of: 8/21/18

Fishing Region	Sockeye		Chinook		Coho		Pink		Keta	
	2017 Harvest	2018 Forecast	2017 Harvest	2018 Forecast	2017 Harvest	2018 Forecast	2016 Harvest	2018 Forecast	2017 Harvest	2018 Forecast
Arctic-Yukon-Kuskokwim	3	4	0	4	330	320	336	50	1,672	3,475
<i>YTD Catch</i>		<i>3</i>		<i>0</i>		<i>207</i>		<i>76</i>		<i>1,582</i>
Kodiak	2,477	2,611	7	13	366	400	3,200	8,700	1,891	1,017
<i>YTD Catch</i>		<i>961</i>		<i>3</i>		<i>210</i>		<i>5,576</i>		<i>446</i>
Chignik	895	834	4	9	227	114	141	702	609	208
<i>YTD Catch</i>		<i>0</i>		<i>0</i>		<i>0</i>		<i>0</i>		<i>0</i>
Alaska Peninsula & Aleutian Is.	7,078	5,069	14	20	355	333	2,883	1,505	2,030	1,023
<i>YTD Catch</i>		<i>3,300</i>		<i>20</i>		<i>275</i>		<i>779</i>		<i>1,059</i>
Bristol Bay	38,790	37,598	41	32	241	158	752	917	1,495	993
<i>YTD Catch</i>		<i>41,843</i>		<i>41</i>		<i>98</i>		<i>219</i>		<i>1,370</i>
Cook Inlet	2,143	2,354	9	8	319	207	482	2,057	442	278
<i>YTD Catch</i>		<i>1,086</i>		<i>3</i>		<i>208</i>		<i>809</i>		<i>182</i>
Prince William Sound	1,437	1,825	15	14	559	408	13,051	32,752	5,391	4,001
<i>YTD Catch</i>		<i>1,294</i>		<i>7</i>		<i>90</i>		<i>20,792</i>		<i>3,372</i>
Southeast Alaska	801	1,296	174	118	2,854	3,010	18,400	23,000	11,428	9,984
<i>YTD Catch</i>		<i>299</i>		<i>136</i>		<i>695</i>		<i>6,306</i>		<i>5,436</i>
Statewide	53,624	51,589	262	218	5,251	4,949	39,246	69,682	24,958	20,977
<i>YTD Catch (thru 8/21/18)</i>		<i>48,918</i>		<i>210</i>		<i>1,801</i>		<i>34,565</i>		<i>13,449</i>
<i>Harvest Pace vs. Last Year (thru Stat Week #33)</i>		<i>-7%</i>		<i>-12%</i>		<i>-43%</i>		<i>1% (vs. 2016)</i>		<i>-39%</i>

Sources: Alaska Department of Fish and Game and McDowell Group estimates, compiled by ASMI Seafood Market Information Service.

Total YTD Harvest: 98,943

SUMMARY

Where to Buy (click for link): [ASMI Suppliers Directory](#)

By the end of this week, 100 million salmon will have been harvested in 2018.

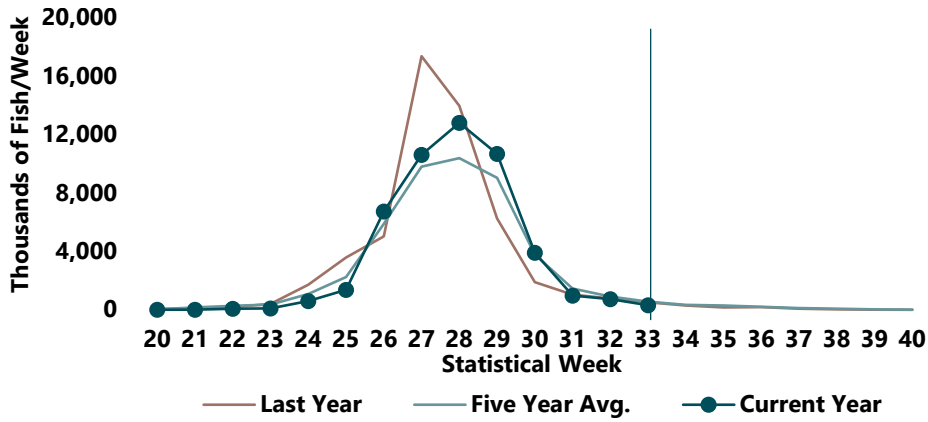
- YTD statewide salmon harvest is 2 percent above 2016 and 38 percent lower than 2017.
- Last week's harvest of 4.6 million pinks pushed the YTD total to 34.5 million fish, nearly equal to 2016 and about half the typical even-year harvest. Kodiak and PWS are above the 2016 harvest pace for pinks; Southeast is well below.
- Keta production is about 40 percent below 2017 and 16 percent lower than the 5-year average.
- About 1.8 million coho have been harvested so far in 2018, 43 percent below 2017's YTD harvest of 3.1 million fish.
- The YTD harvest of Chinook is 12 percent lower than 2017, a slight improvement from previous weeks.
- Sockeye fishing continues at its slow end-of-season pace with the harvest averaging a few hundred-thousand fish per week.

Suppliers of Alaska salmon can be found by clicking on the ASMI Suppliers Directory link or visiting the Alaska Seafood Suppliers directory at <http://suppliers.alaskaseafood.org/>.

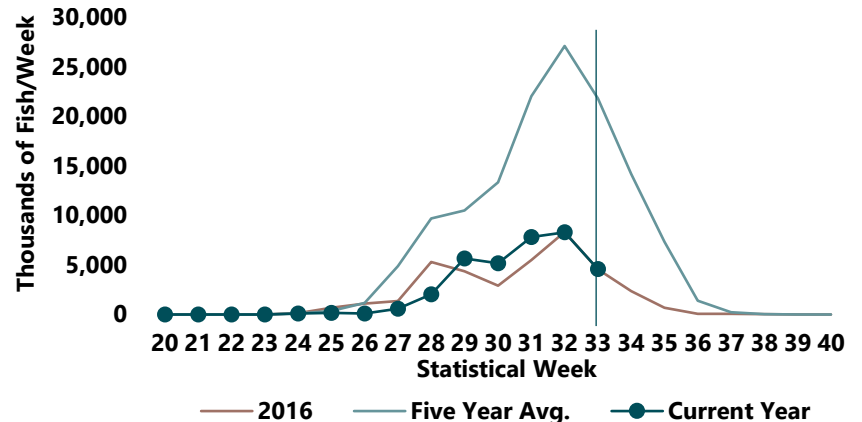


Alaska Seafood Marketing Institute

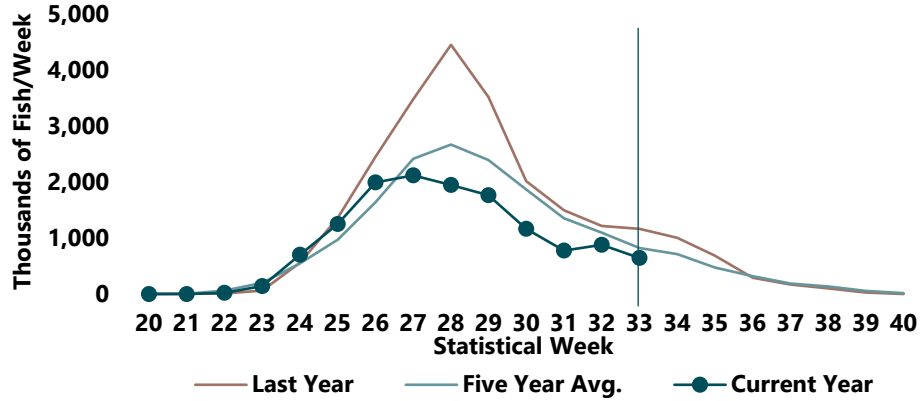




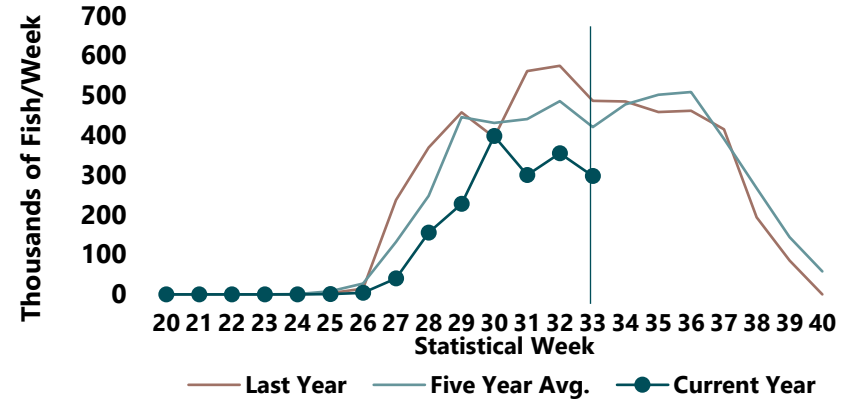
Keta



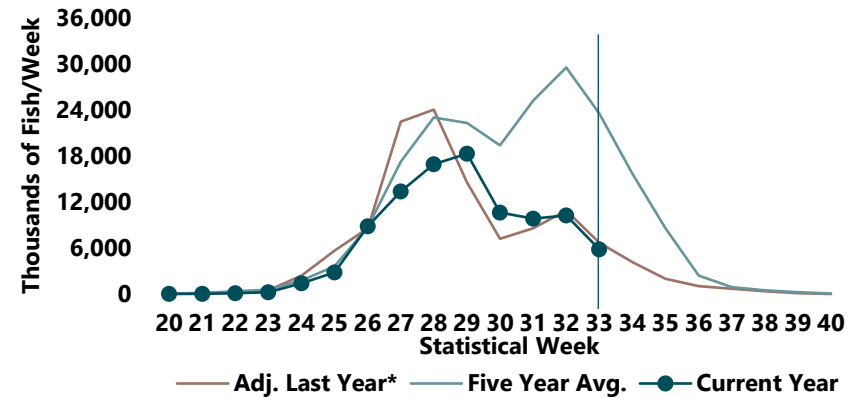
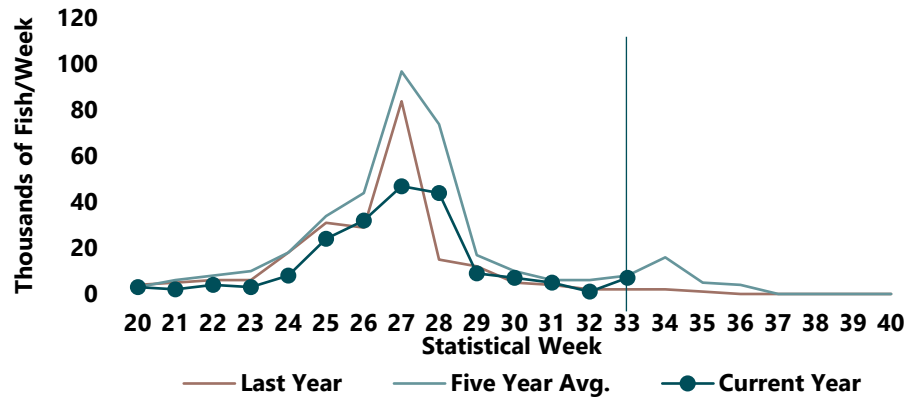
Coho



Chinook



Total



*Last year adjusted to include 2016 pink salmon.