

Alaska Salmon Forecast & In-Season Harvest Update - 2018

(Figures Shown in Thousands of Fish)

Catch As Of: 9/18/18

Fishing Region	Sockeye		Chinook		Coho		Pink		Keta	
	2017 Harvest	2018 Forecast	2017 Harvest	2018 Forecast	2017 Harvest	2018 Forecast	2016 Harvest	2018 Forecast	2017 Harvest	2018 Forecast
Arctic-Yukon-Kuskokwim	3	4	0	4	330	320	336	50	1,672	3,475
<i>YTD Catch</i>		<i>3</i>		<i>1</i>		<i>366</i>		<i>77</i>		<i>1,882</i>
Kodiak	2,477	2,611	7	13	366	400	3,200	8,700	1,891	1,017
<i>YTD Catch</i>		<i>1,733</i>		<i>3</i>		<i>414</i>		<i>6,009</i>		<i>460</i>
Chignik	895	834	4	9	227	114	141	702	609	208
<i>YTD Catch</i>		<i>0</i>		<i>0</i>		<i>0</i>		<i>0</i>		<i>0</i>
Alaska Peninsula & Aleutian Is.	7,078	5,069	14	20	355	333	2,883	1,505	2,030	1,023
<i>YTD Catch</i>		<i>3,659</i>		<i>20</i>		<i>360</i>		<i>795</i>		<i>1,099</i>
Bristol Bay	38,790	37,598	41	32	241	158	752	917	1,495	993
<i>YTD Catch</i>		<i>41,853</i>		<i>41</i>		<i>139</i>		<i>219</i>		<i>1,370</i>
Cook Inlet	2,143	2,354	9	8	319	207	482	2,057	442	278
<i>YTD Catch</i>		<i>1,093</i>		<i>3</i>		<i>234</i>		<i>969</i>		<i>183</i>
Prince William Sound	1,437	1,825	15	14	559	408	13,051	32,752	5,391	4,001
<i>YTD Catch</i>		<i>1,301</i>		<i>7</i>		<i>489</i>		<i>23,856</i>		<i>3,437</i>
Southeast Alaska	801	1,296	174	118	2,854	3,010	18,400	23,000	11,428	9,984
<i>YTD Catch</i>		<i>463</i>		<i>148</i>		<i>1,294</i>		<i>7,558</i>		<i>8,826</i>
Statewide	53,624	51,589	262	218	5,251	4,949	39,246	69,682	24,958	20,977
<i>YTD Catch (thru 9/18/18)</i>		<i>50,105</i>		<i>223</i>		<i>3,296</i>		<i>39,483</i>		<i>17,257</i>
<i>Harvest Pace vs. Last Year (thru Stat Week #37)</i>		<i>-6%</i>		<i>-7%</i>		<i>-33%</i>		<i>6% (vs. 2016)</i>		<i>-36%</i>

Sources: Alaska Department of Fish and Game and McDowell Group estimates, compiled by ASMI Seafood Market Information Service.

Total YTD Harvest: 110,364

SUMMARY

Where to buy Alaska seafood (click for link): [ASMI Suppliers Directory](#)

Alaska's 2018 salmon season is coming to an end as fishing slows. About 500,000 salmon were harvested last week.

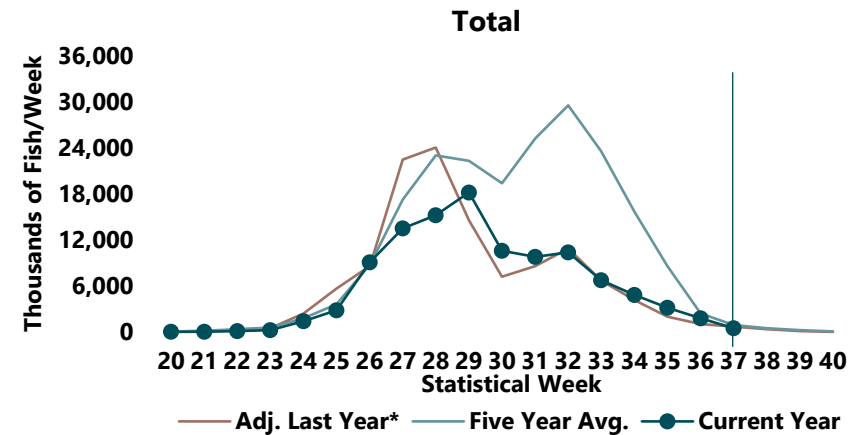
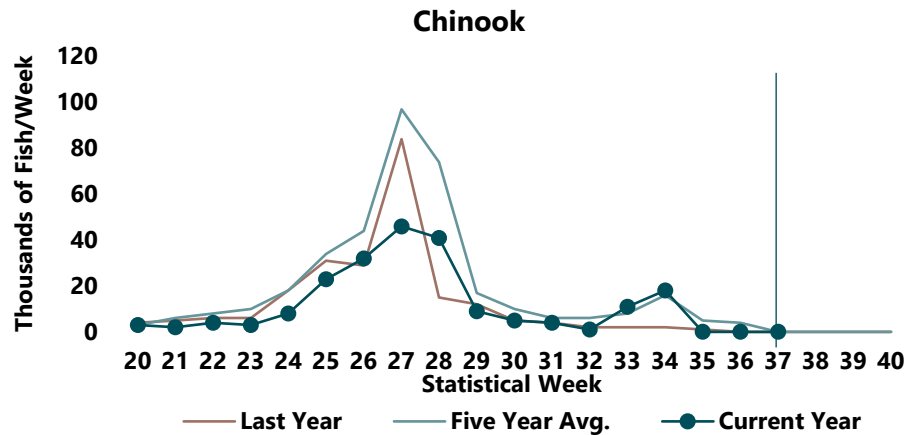
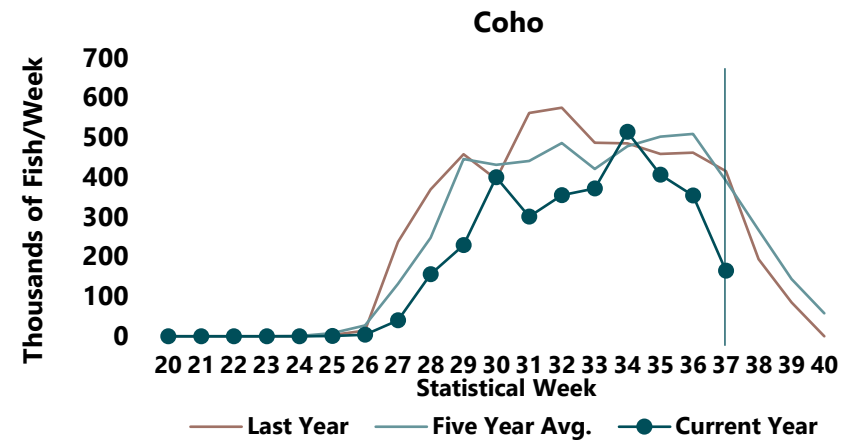
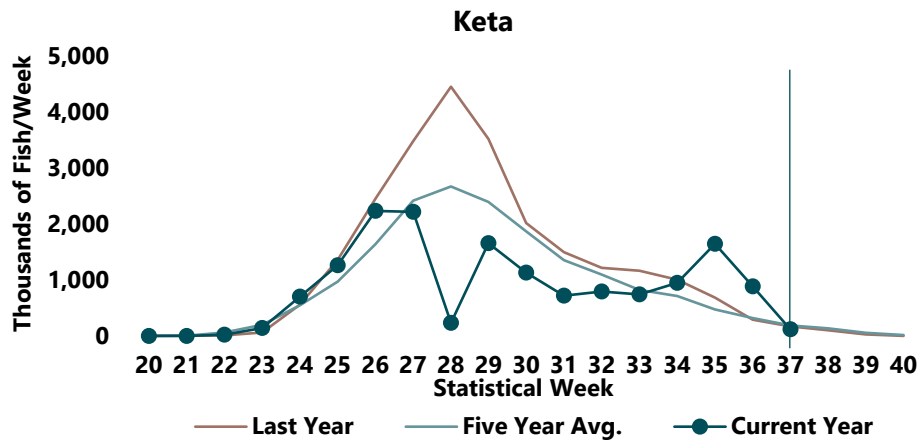
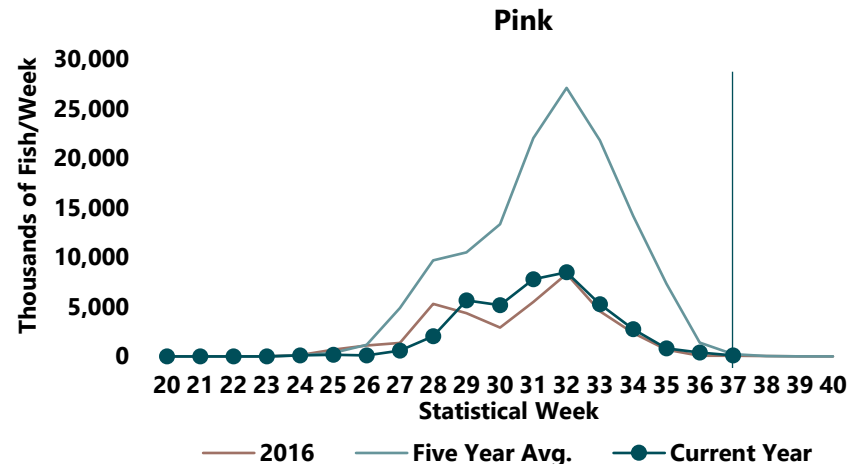
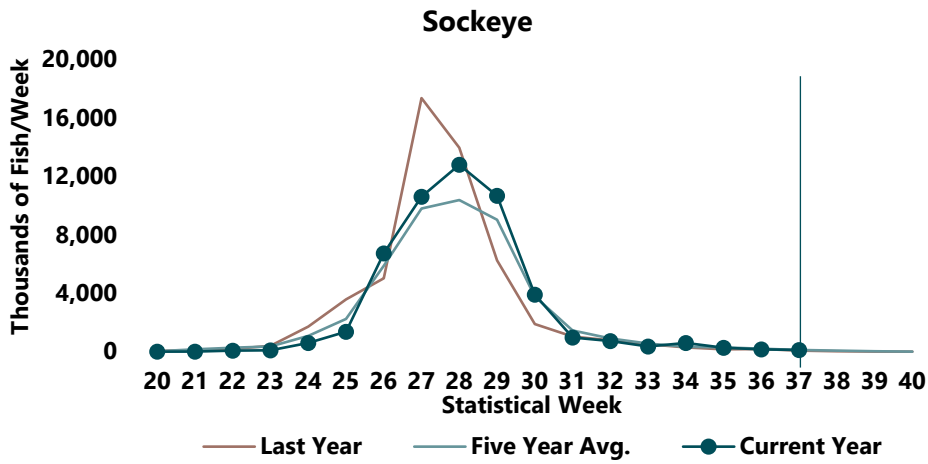
- Alaska's 2018 pink salmon harvest now totals nearly 40 million fish, about 6 percent above 2016 levels, but well below the 2018 forecast of about 70 million.
- Following two strong weeks of keta harvest, production slowed; last week saw the addition of about 120,000 fish. YTD keta volume is about a third lower than 2017 and 13 percent below the 5-yr average.
- YTD coho harvest of 3.3 million fish is 33 percent lower than 2017. Two more weeks of production remain.
- Few Chinook have been harvested in recent weeks. YTD production is 7 percent lower than 2017.
- With last week's addition of 113,000 salmon, the 2018 sockeye harvest has topped 50 million fish.

Note: ADF&G periodically revises harvest numbers. This week's update includes these changes.



Alaska Seafood Marketing Institute





*Last year adjusted to include 2016 pink salmon.