

Alaska Salmon Forecast & In-Season Harvest Update - 2018

(Figures Shown in Thousands of Fish)

Catch As Of: 10/2/18

Fishing Region	Sockeye		Chinook		Coho		Pink		Keta	
	2017 Harvest	2018 Forecast	2017 Harvest	2018 Forecast	2017 Harvest	2018 Forecast	2016 Harvest	2018 Forecast	2017 Harvest	2018 Forecast
Arctic-Yukon-Kuskokwim	3	4	0	4	330	320	336	50	1,672	3,475
<i>YTD Catch</i>		<i>3</i>		<i>1</i>		<i>367</i>		<i>80</i>		<i>1,887</i>
Kodiak	2,477	2,611	7	13	366	400	3,200	8,700	1,891	1,017
<i>YTD Catch</i>		<i>1,752</i>		<i>3</i>		<i>426</i>		<i>6,009</i>		<i>460</i>
Chignik	895	834	4	9	227	114	141	702	609	208
<i>YTD Catch</i>		<i>0</i>		<i>0</i>		<i>0</i>		<i>0</i>		<i>0</i>
Alaska Peninsula & Aleutian Is.	7,078	5,069	14	20	355	333	2,883	1,505	2,030	1,023
<i>YTD Catch</i>		<i>3,659</i>		<i>20</i>		<i>360</i>		<i>795</i>		<i>1,099</i>
Bristol Bay	38,790	37,598	41	32	241	158	752	917	1,495	993
<i>YTD Catch</i>		<i>41,853</i>		<i>41</i>		<i>139</i>		<i>219</i>		<i>1,370</i>
Cook Inlet	2,143	2,354	9	8	319	207	482	2,057	442	278
<i>YTD Catch</i>		<i>1,093</i>		<i>3</i>		<i>234</i>		<i>969</i>		<i>183</i>
Prince William Sound	1,437	1,825	15	14	559	408	13,051	32,752	5,391	4,001
<i>YTD Catch</i>		<i>1,301</i>		<i>7</i>		<i>508</i>		<i>23,856</i>		<i>3,437</i>
Southeast Alaska	801	1,296	174	118	2,854	3,010	18,400	23,000	11,428	9,984
<i>YTD Catch</i>		<i>468</i>		<i>165</i>		<i>1,460</i>		<i>8,032</i>		<i>11,192</i>
Statewide	53,624	51,589	262	218	5,251	4,949	39,246	69,682	24,958	20,977
<i>YTD Catch (thru 10/2/18)</i>		<i>50,129</i>		<i>240</i>		<i>3,494</i>		<i>39,960</i>		<i>19,628</i>
<i>Harvest Pace vs. Last Year (thru Stat Week #39)</i>		<i>-6%</i>		<i>0%</i>		<i>-33%</i>		<i>6% (vs. 2016)</i>		<i>-19%</i>

Sources: Alaska Department of Fish and Game and McDowell Group estimates, compiled by ASMI Seafood Market Information Service.

Total YTD Harvest: 113,451

SUMMARY

Where to buy Alaska seafood (click for link): [ASMI Suppliers Directory](#)

In the final week of September, Alaska salmon production included about 70,000 keta, 20,000 coho, and 5,000 pink salmon. Minimal Chinook and sockeye were harvested. In a typical year, a small volume of additional coho and keta are harvested in October. A few notable points about the 2018 season:

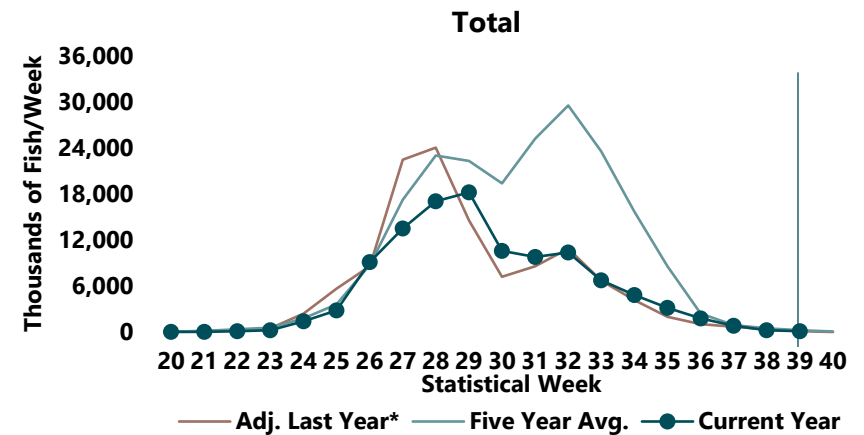
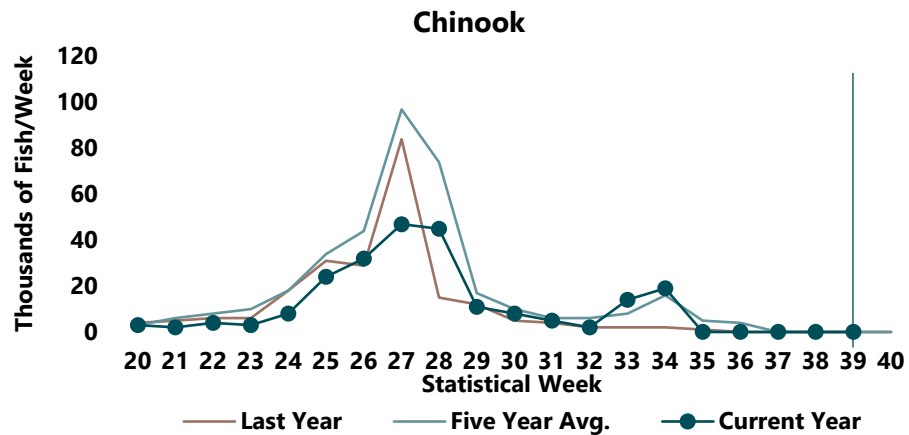
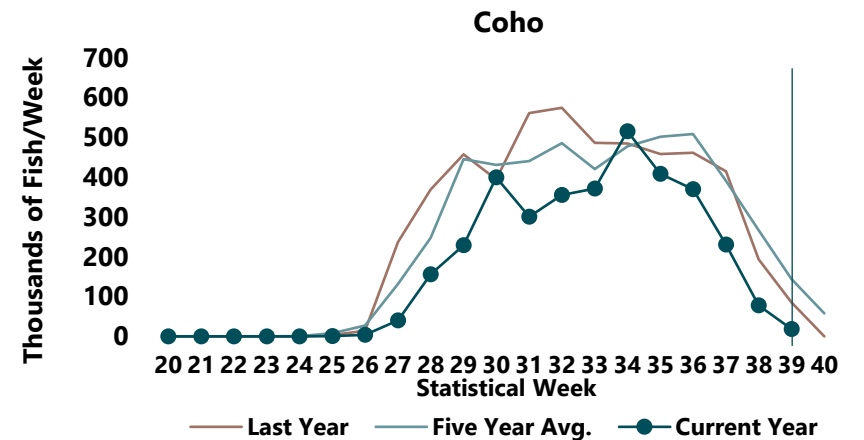
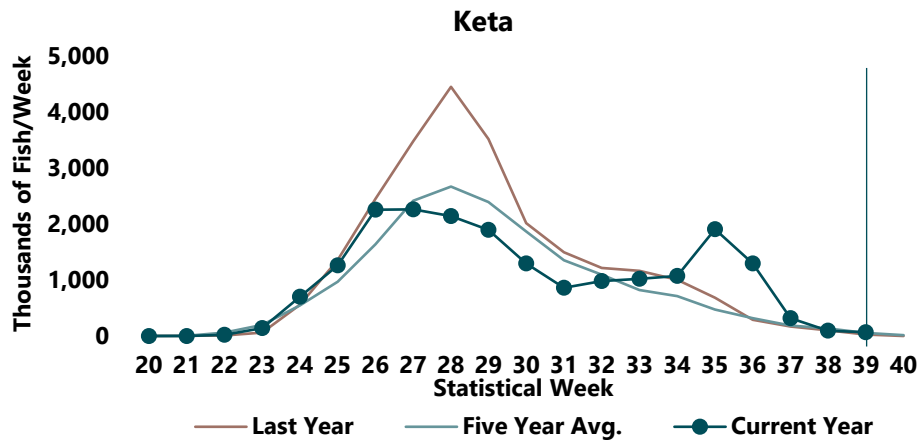
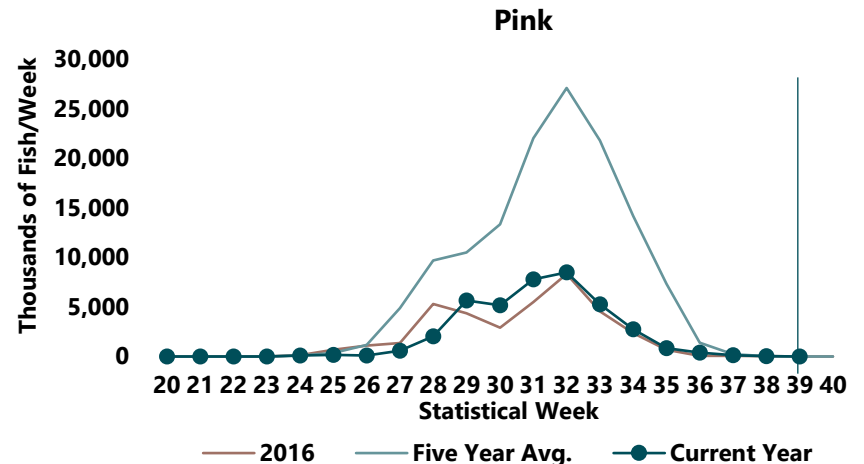
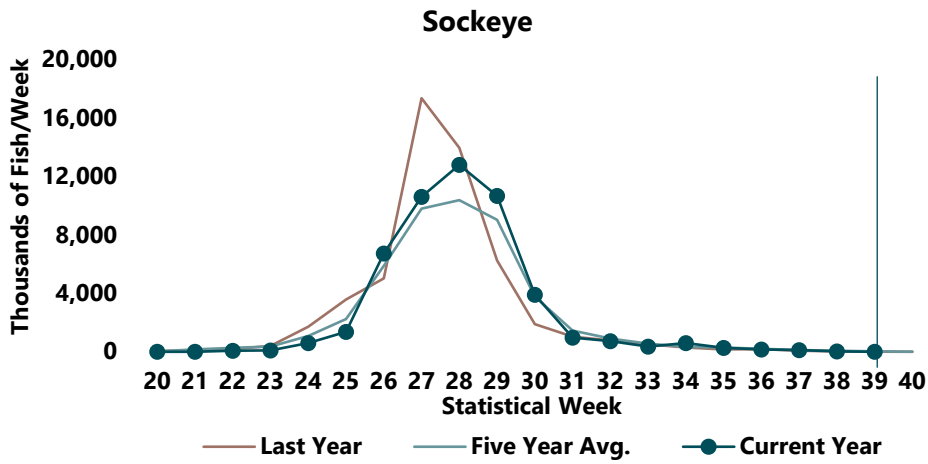
- Largest ever Bristol Bay sockeye harvest in terms of return and value
- Pink harvest more than 40% below pre-season forecast and 6% above 2016
- Keta harvest close to preseason forecast but 19% below 2017
- Coho harvest 33% below 2017 and 8% below 2016

This is the final weekly harvest update for the 2018 Alaska salmon season. A preliminary summary of the 2018 salmon harvest will be circulated in the coming weeks.



Alaska Seafood Marketing Institute





*Last year adjusted to include 2016 pink salmon.