

2021 Weekly Alaska Salmon Harvest Update #3

Harvest Through Statistical Week 26 (6/26/2021)

(Thousand Fish)

	Sockeye			Pink			Keta			Coho			Chinook		
	YTD 2020	YTD 2021	YoY	YTD 2019	YTD 2021	YoY	YTD 2020	YTD 2021	YoY	YTD 2020	YTD 2021	YoY	YTD 2020*	YTD 2021*	YoY
AYK	0	0	-	1	0	-100%	7	0	-100%	0	0	-	1	0	-100%
Kodiak	83	409	393%	414	45	-89%	103	31	-70%	0	0	-	1	0	-100%
Chignik	0	0	-	0	0	-	0	0	-	0	0	-	0	0	-
Alaska Peninsula	375	3,098	726%	9,023	3,090	-66%	477	727	52%	0	3	-	3	2	-33%
Bristol Bay	1,156	2,415	109%	0	0	-	40	27	-33%	0	0	-	4	1	-75%
Cook Inlet	130	102	-22%	3	0	-100%	0	0	-	0	0	-	3	1	-67%
Prince William Sound	508	424	-17%	747	3	-100%	551	843	53%	0	0	-	6	7	17%
Southeast	7	1	-86%	17	5	-71%	92	12	-87%	1	0	-100%	26	16	-38%
Statewide	2,259	6,449	185%	10,205	3,143	-69%	1,270	1,640	29%	1	3	200%	44	27	-39%

Note: Data is subject to revision and excludes some volume to maintain confidentiality. Regional totals may not sum to statewide total. *Chinook figures exclude harvest before week 20.

Source: Alaska Department of Fish & Game.

After a slow start to the season, the pace of salmon harvests have picked up. The total number of salmon harvested is now about 82% last year's total at this point (2019 for pink salmon), up from 67% last week.

Compared to five-year averages, harvests have ranged among salmon species from roughly average to-date (sockeye) to down more than 59% (Chinook). The keta salmon harvest is down 50% from the five-year-average harvest to-date, which is still an improvement (up 29%) from the particularly poor 2020 harvest. Pink salmon harvests are down so far compared to 2019, but peak harvest is not expected for more than a month.

The Alaska Peninsula has been the main harvest region so far this year, but the Bristol Bay sockeye salmon fishery has also begun to ramp up, with more than 2.3 million fish caught last week. Early indicators from the Port Moller test fishery point to a 2021 total Bristol Bay harvest in line with the preseason forecasts, with potential for a less compressed run and particularly strong Nushagak area harvests. The Port Moller test fishery is about 200 miles from Bristol Bay fishing districts, a distance sockeye can swim in 6-9 days.

2021 Harvest v. Projection

(Thousand Fish)

	Harvest	Projection	% Realized
Sockeye	6,449	46,577	14%
Pink	3,143	124,210	3%
Keta	1,640	15,272	11%
Coho	3	3,807	0%
Chinook	27	269	10%
Total	11,262	190,135	6%

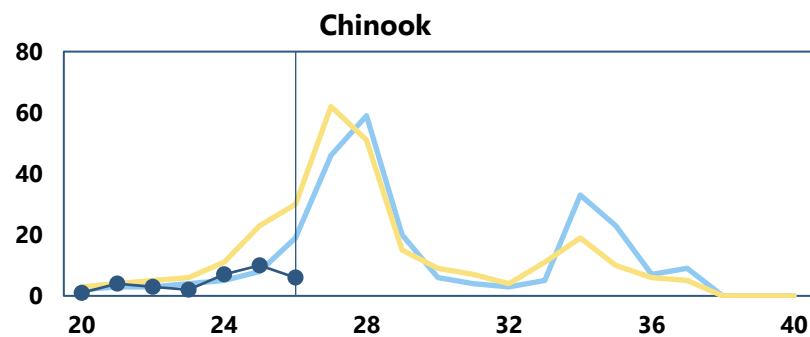
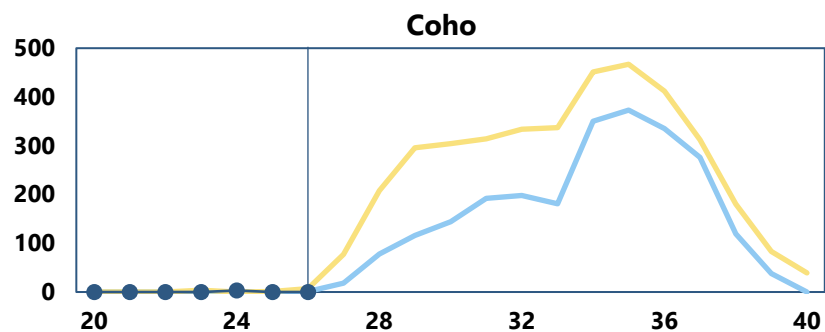
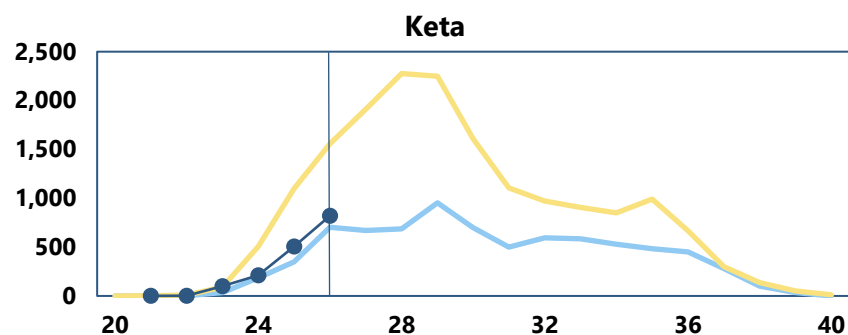
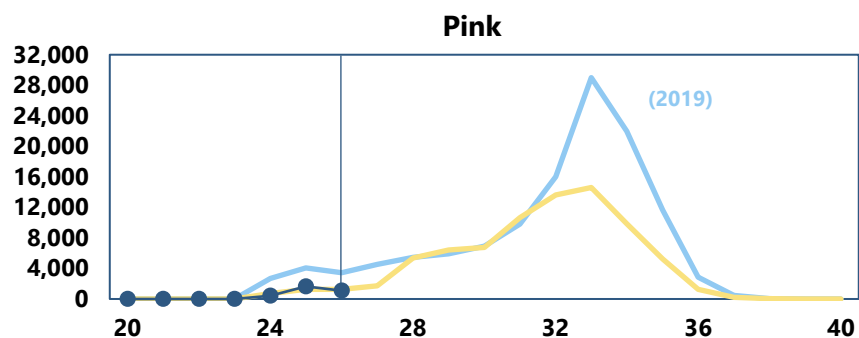
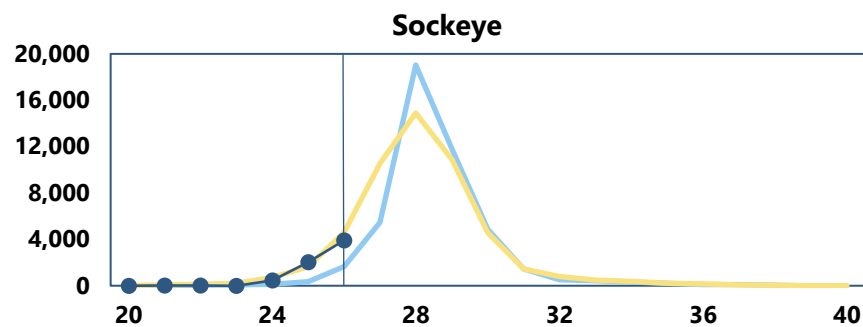
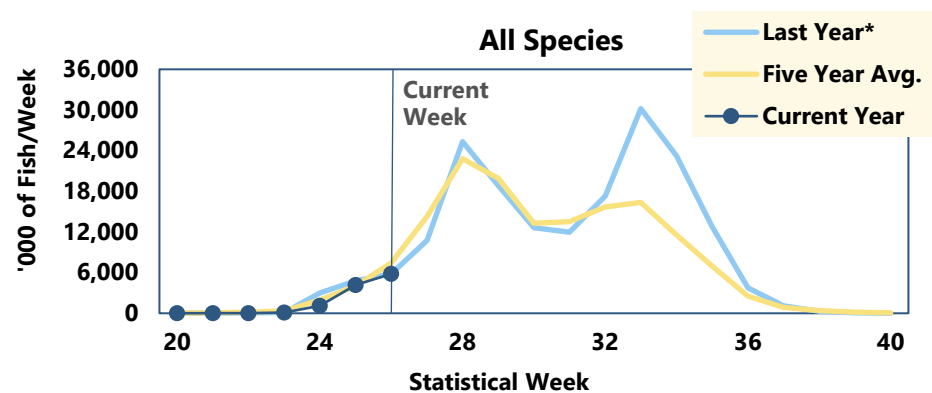


Formerly McDowell Group

Where to buy Alaska seafood (click for link): [ASMI Suppliers Directory](#)

Salmon Harvest by Statistical Week, 2021

(Thousands of Fish per Week)



*Last year uses 2019 pink salmon instead of 2020 (most recent odd-year).

Source: Alaska Department of Fish & Game.

Statistical Week	19-22	23-27	28-31	32-35	36-40
Approximate Mth.	May	June	July	August	September