

# 2021 Weekly Alaska Salmon Harvest Update #6

Harvest Through Statistical Week 29 (7/17/2021)

(Thousand Fish)

	Sockeye			Pink			Keta			Coho			Chinook		
	YTD 2020	YTD 2021	YoY	YTD 2019	YTD 2021	YoY	YTD 2020	YTD 2021	YoY	YTD 2020	YTD 2021	YoY	YTD 2020*	YTD 2021*	YoY
AYK	73	0	-100%	87	56	-36%	48	4	-92%	0	0	-	6	0	-100%
Kodiak	423	1,201	184%	4,587	651	-86%	245	196	-20%	32	10	-69%	4	4	0%
Chignik	0	0	-	76	0	-100%	0	0	-	0	0	-	0	0	-
Alaska Peninsula	1,827	5,399	196%	10,493	3,487	-67%	781	934	20%	40	27	-33%	19	6	-68%
Bristol Bay	34,694	37,678	9%	5	1	-80%	243	218	-10%	0	0	-	10	4	-60%
Cook Inlet	609	544	-11%	245	24	-90%	19	14	-26%	8	7	-13%	3	1	-67%
Prince William Sound	896	1,088	21%	9,064	10,959	21%	1,145	2,333	104%	0	0	-	6	7	17%
Southeast	62	48	-23%	1,564	624	-60%	1,096	712	-35%	133	53	-60%	117	82	-30%
<b>Statewide</b>	<b>38,584</b>	<b>45,958</b>	<b>19%</b>	<b>26,121</b>	<b>15,802</b>	<b>-40%</b>	<b>3,577</b>	<b>4,411</b>	<b>23%</b>	<b>213</b>	<b>97</b>	<b>-54%</b>	<b>165</b>	<b>104</b>	<b>-37%</b>

Note: Data is subject to revision and excludes some volume to maintain confidentiality. Regional totals may not sum to statewide total. \*Chinook figures exclude harvest before week 20.

Source: Alaska Department of Fish & Game.

The largest salmon harvests of the season so far took place last week. The cumulative harvest of 66.4 million fish to-date is now even with 2020 (2019 for pink salmon). Last week the cumulative harvest to date was down 13%.

Last week saw an early season surge of pink salmon with 9.5 million of the fish harvested. The bump was driven by the Prince William Sound region, where pink salmon harvests are up 21% YTD from 2019. In other regions of the state, pink harvests are currently well behind the 2019 pace.

Sockeye harvests peaked the week before last, but with a few weeks left in the season this year's catch should easily beat the pre-season forecast of 46.5 million fish. As of July 17th, 99% of that pre-season forecast has been caught. While numerous, size remains an issue. In Bristol Bay, average size is at 4.5 pounds per sockeye this year, down from 5.1 pounds in 2020. Bristol Bay sockeye currently represent 82% of the sockeye and 56% of all salmon harvested so far across Alaska.

Keta salmon are in short supply, with cumulative harvests up a bit from 2020 but still at less than half the typical harvest at this point in the summer. The five-year average harvest through week 29 is 9.7 million compared to 4.4 million keta harvested so far this year.

## 2021 Harvest v. Projection

(Thousand Fish)

	Harvest	Projection	% Realized
Sockeye	45,958	46,577	99%
Pink	15,802	124,210	13%
Keta	4,411	15,272	29%
Coho	97	3,807	3%
Chinook	104	269	39%
<b>Total</b>	<b>66,372</b>	<b>190,135</b>	<b>35%</b>

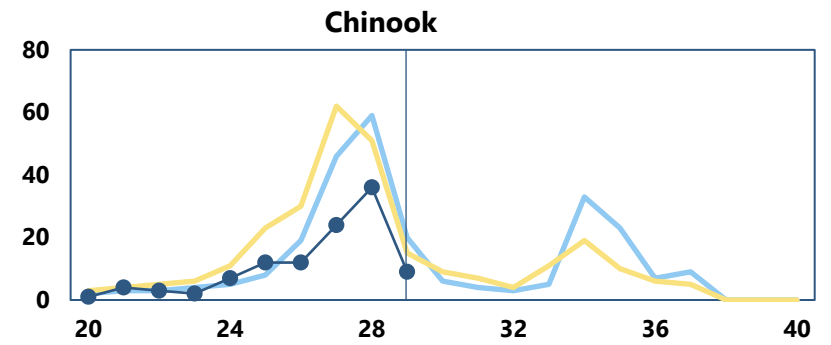
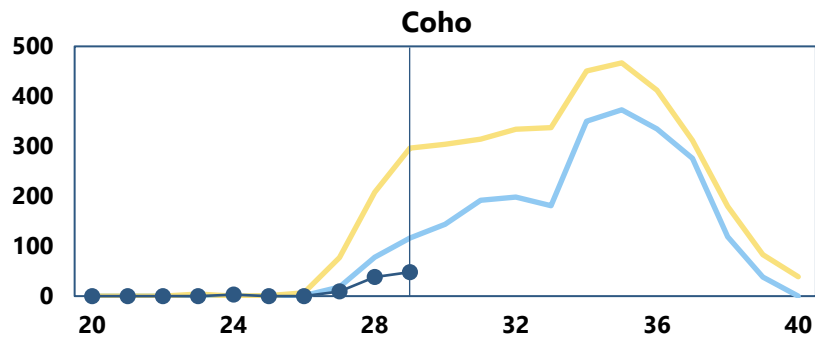
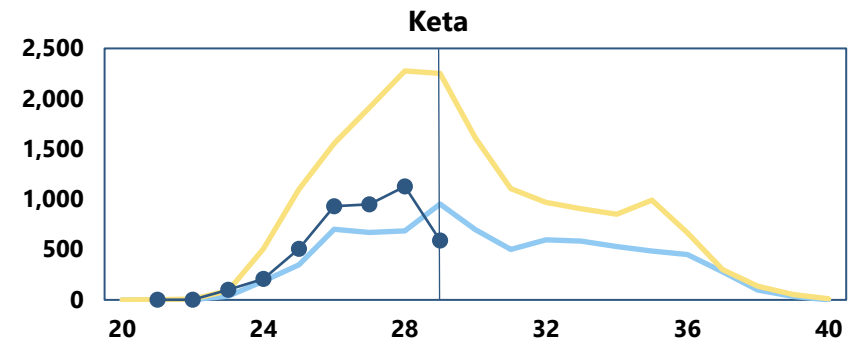
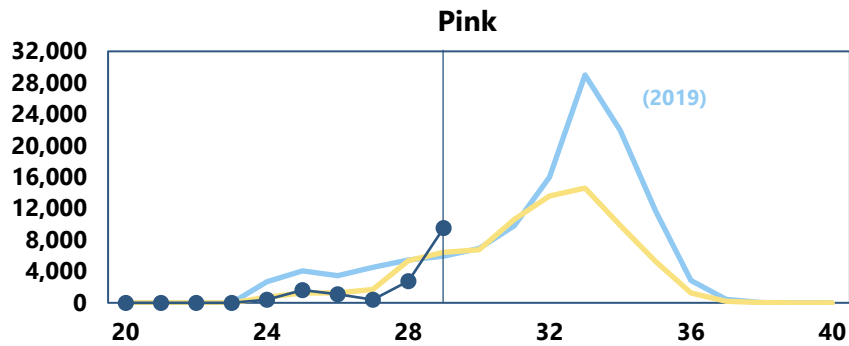
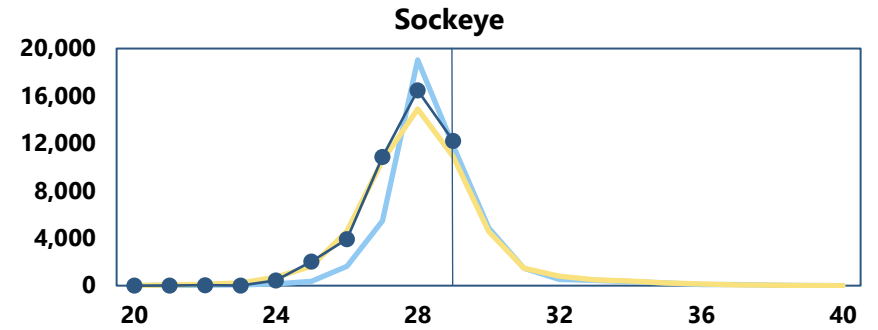
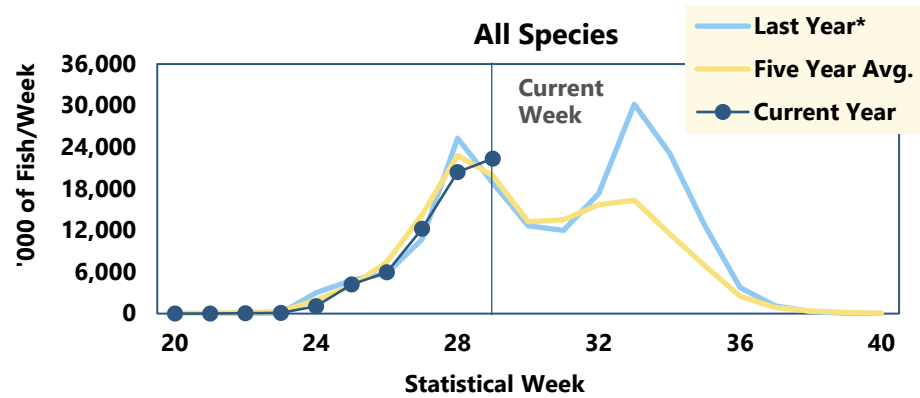


Formerly McDowell Group

Where to buy Alaska seafood (click for link): [ASMI Suppliers Directory](#)

# Salmon Harvest by Statistical Week, 2021

(Thousands of Fish per Week)



\*Last year uses 2019 pink salmon instead of 2020 (most recent odd-year).

Source: Alaska Department of Fish & Game.

Statistical Week	19-22	23-27	28-31	32-35	36-40
Approximate Mth.	May	June	July	August	September